



2018-2019 HIGHLIGHTS

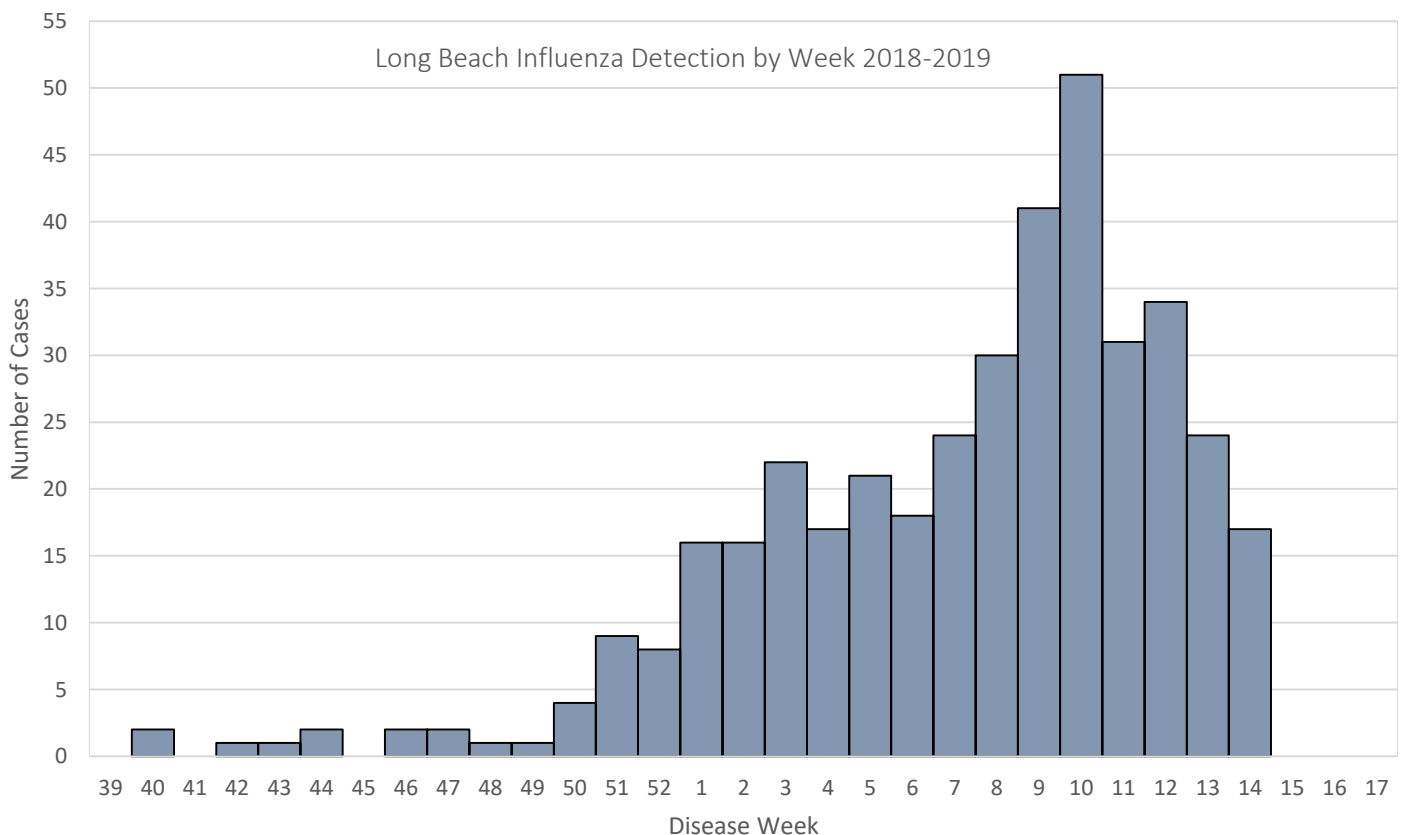
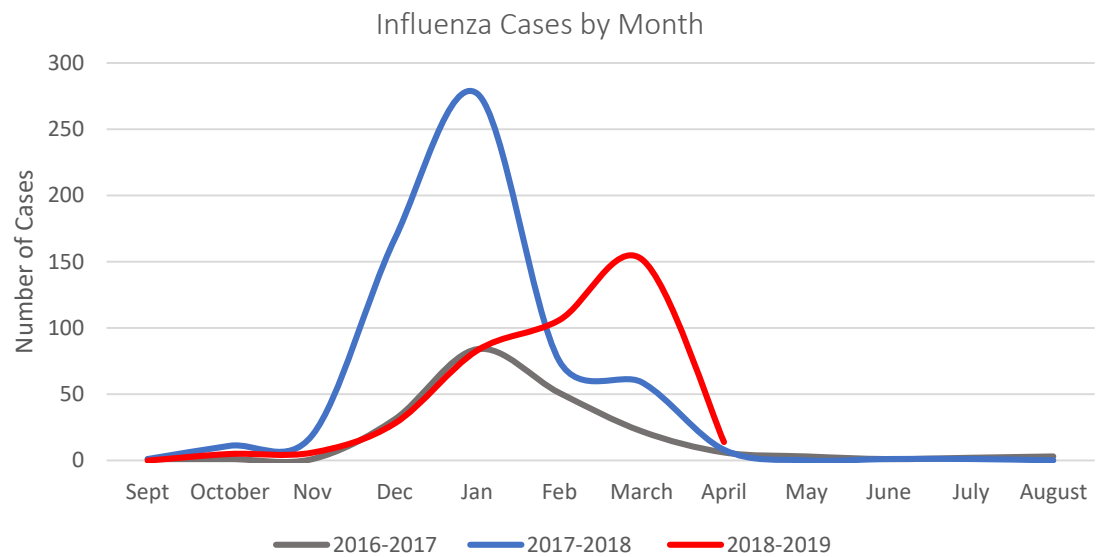
Statewide, Influenza is decreasing and activity in Long Beach is no longer considered elevated⁵. The predominate strain in Long Beach currently is Influenza H3, which tends to be more severe and result in more hospitalizations. This season there has been very little Influenza B activity. Among sentinel laboratories in LA County, 11.8% of specimens tested were positive for influenza.³ The median age among Long Beach cases is 31 (0-104) years, with 39% of cases being less than 18 years of age. All recorded deaths in Long Beach have been in persons over 18 years of age. The CDC estimated that the vaccine effectiveness against all influenza is 47% for the 2018-19 season.⁴ Several more weeks of flu activity is expected for this season.

LONG BEACH SEASON SUMMARY

Total Cases¹
395

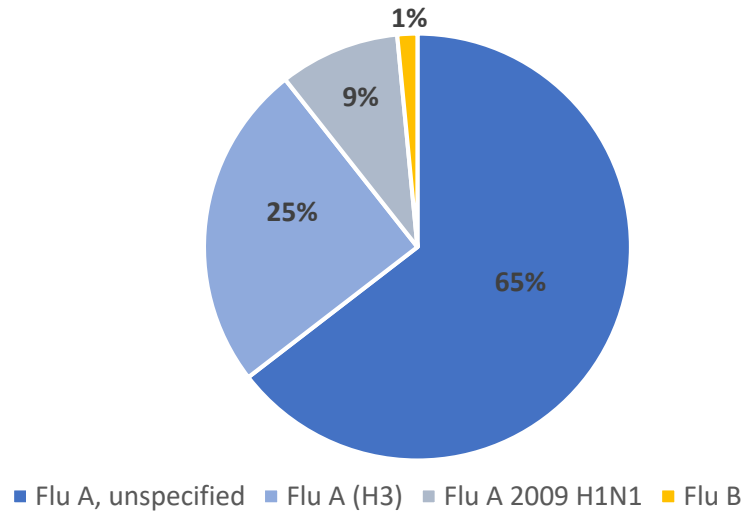
Deaths²
8

Outbreaks
0

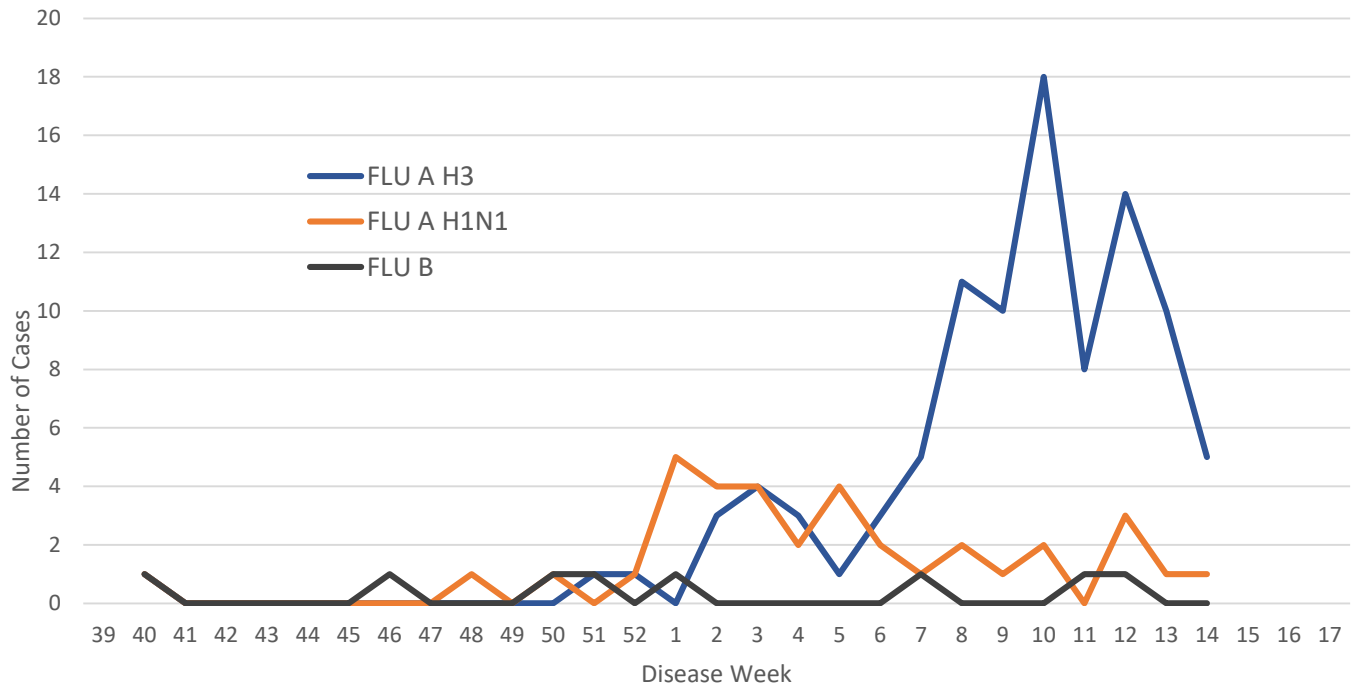




Virus Characteristics, 2018-2019



Influenza Subtypes by Disease Week, 2018-2019



Note: Only includes cases that had influenza subtype information

1. Influenza is voluntarily reported to the health department. The total number of cases may not reflect the true number of influenza cases in Long Beach. Numbers are not final and there are delays in reporting are expected each week
2. Number of deaths is based on influenza-coded deaths from death certificates. They are not necessarily laboratory-confirmed and may be an underestimate of all influenza-associated deaths.
3. *Influenza Watch Week 13*. LA County Public Health, Acute Communicable Disease Control
4. <https://www.cdc.gov/mmwr/volumes/68/wr/mm6806a2.htm>
5. Influenza and Other Respiratory Viruses Weekly Report. California Influenza Surveillance Program, CDPH, Week 14.