

Long Beach Recovery Act Small Business and Nonprofit Grants Final Report





Agenda

1. Overview
2. Program Metrics
3. Outreach Efforts
4. Conclusion

Long Beach Recovery Act Overview

- Originally adopted in March 2021, the Long Beach Recovery Act was one of the first COVID-19 recovery program utilizing federal American Rescue Plan Act (ARPA) funds.
- The Long Beach Recovery Act funds a number of major economic, public health and fiscal initiatives for Long Beach residents, business owners and workers critically impacted by the pandemic.

Program Overview



\$10,347,600
AWARDED



894 LOCAL
BUSINESSES AND
NONPROFITS
SUPPORTED



\$11,580 AVERAGE
GRANT AMOUNT
AWARDED





“The grant was a life line that will help us stay afloat longer. The funds will allow us to finally take better care of our team that have stayed with us through the whole pandemic. Also, thanks to the grant, we'll be able to fix some of our equipment that needed urgent repairs. Thank you!”

*- La Chancla Mexican Grill,
Long Beach Recovery Act Grant Recipient*



“Surviving Covid has been incredibly hard and seems to be even more difficult now with how the economy is. I am trying to do more advertising to bring in business but that is very costly, so this grant will help a lot with that. We are also working on applying for grants to be able to offer free lice treatments to families who can not afford it, so we are looking forward to launching this program very soon.”

*- Magic Hands,
Long Beach Recovery Act Grant Recipient*



“Proceso muy util, y gran ayuda, porque el costo de productos y payroll era demasiado.”

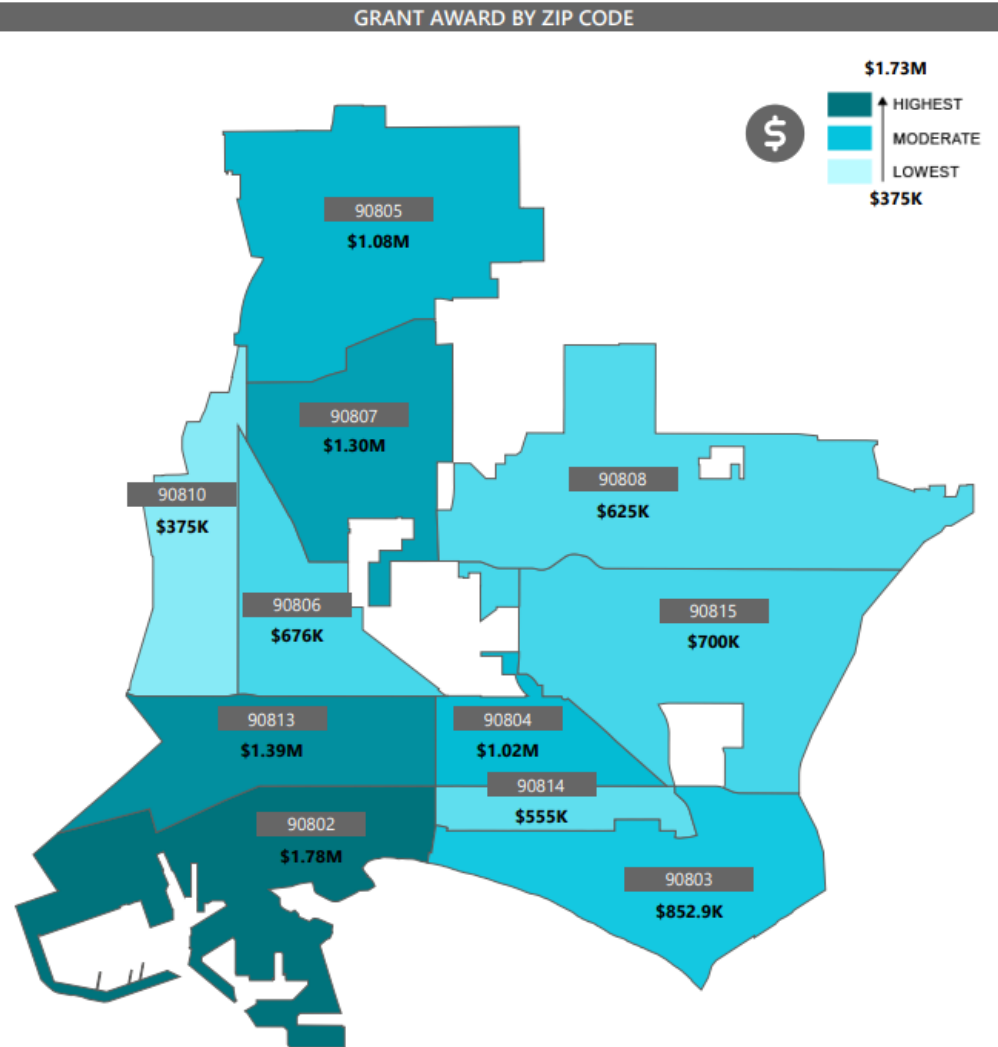
*- Tacos La Pequeña,
Long Beach Recovery Act Grant Recipient*

Program Metrics

Funds Distributed by Grant

Grant Type	# of Businesses Funded	Funding Distributed	Average Award Amount
Restaurant Brewery and Bar	208	\$3,540,900	\$17,024
Personal Services and Fitness	323	\$3,532,000	\$10,950
Small Business	234	\$1,436,000	\$6,137
Nonprofit	129	\$1,838,700	\$14,253
TOTAL	894	\$10,347,600	\$11,600

Awards by Zip Code

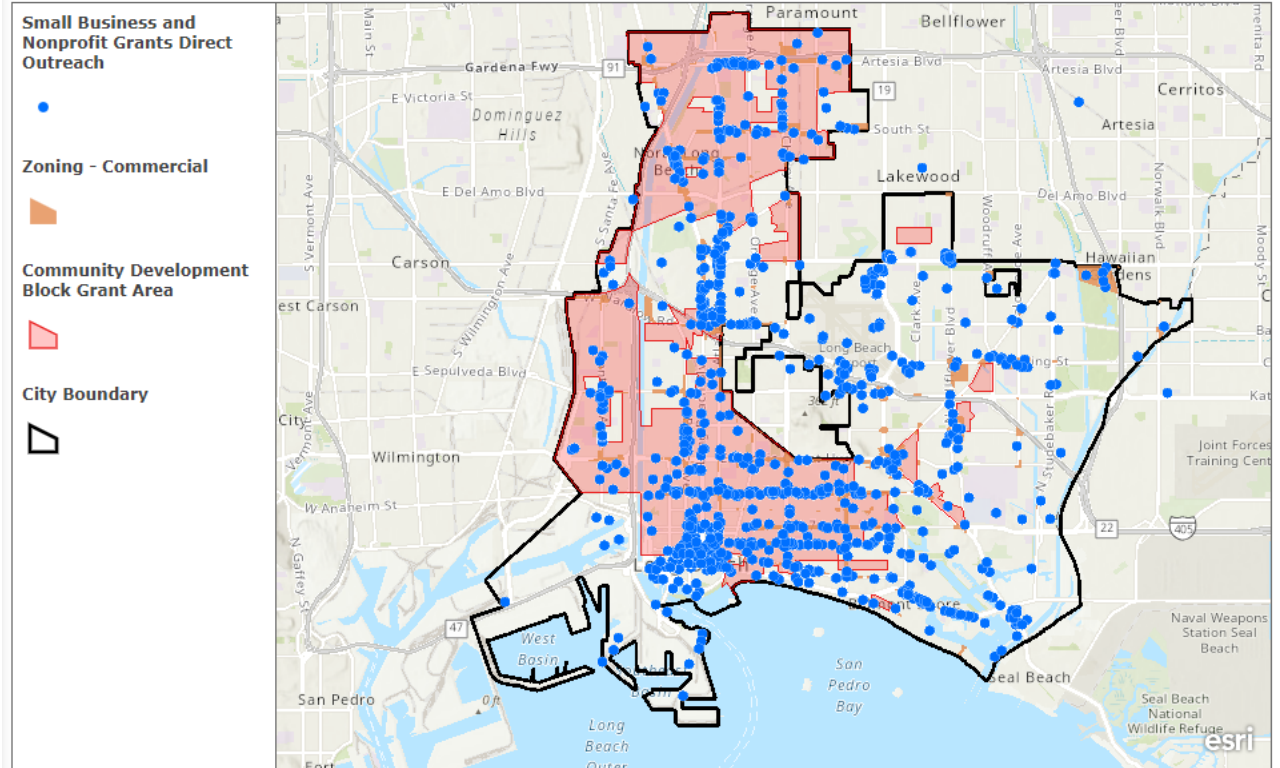


Outreach

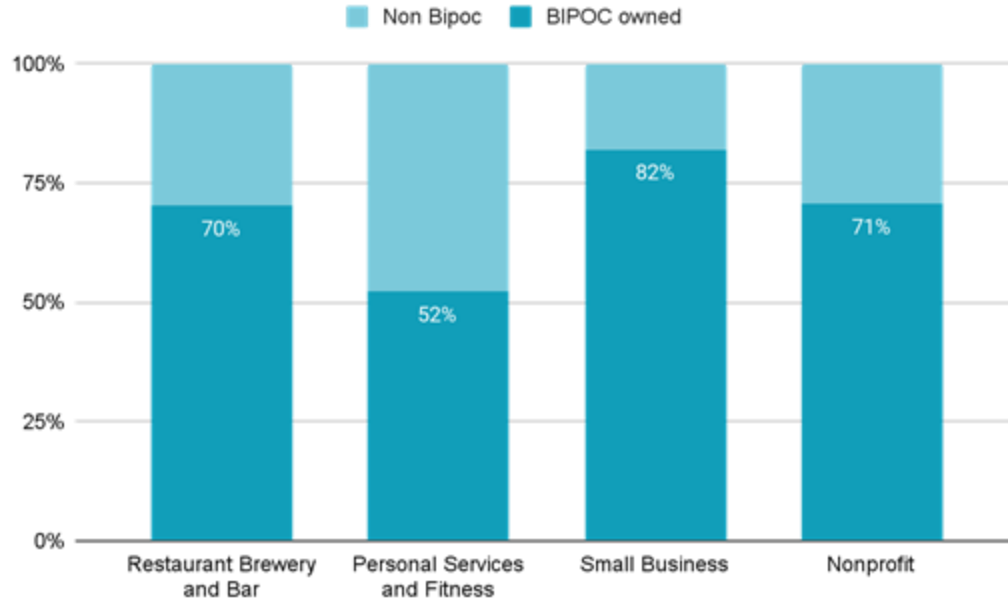
Map: small business contacted by City's BizCare team, Business Liaisons & local partners

978 businesses contacted with a focus on business corridors in low and moderate income areas

LBRA Grants Outreach



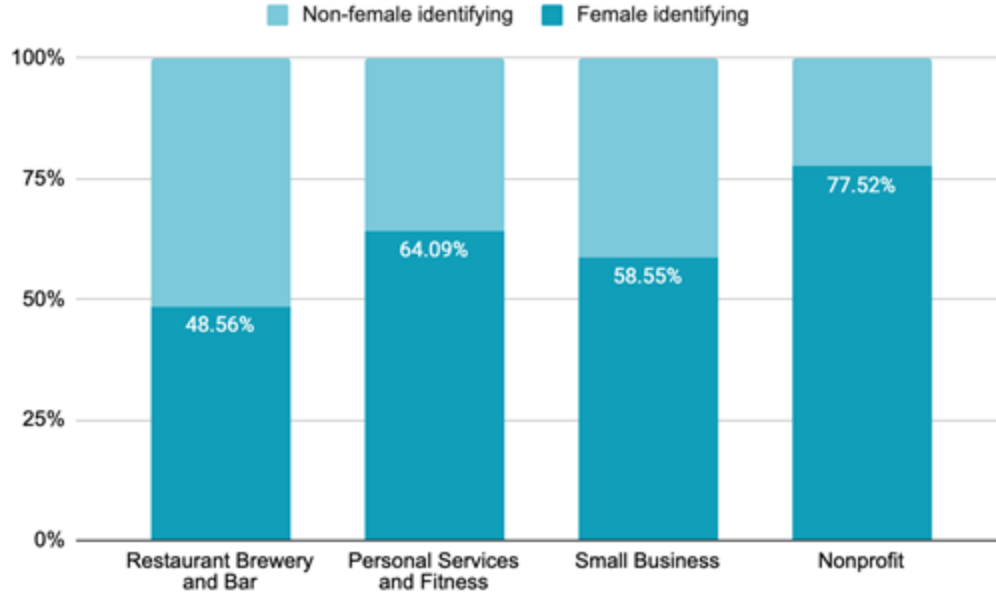
Equity Metrics



68%

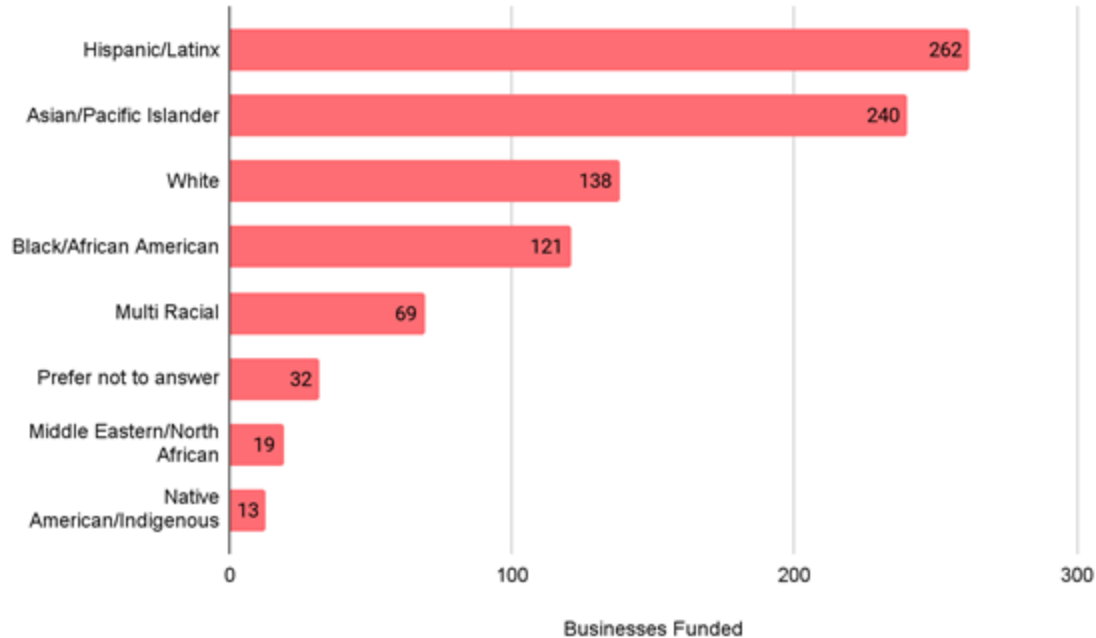
**of awardees were
Black Indigenous and
Person of Color
(BIPOC) owned small
businesses**

Equity Metrics



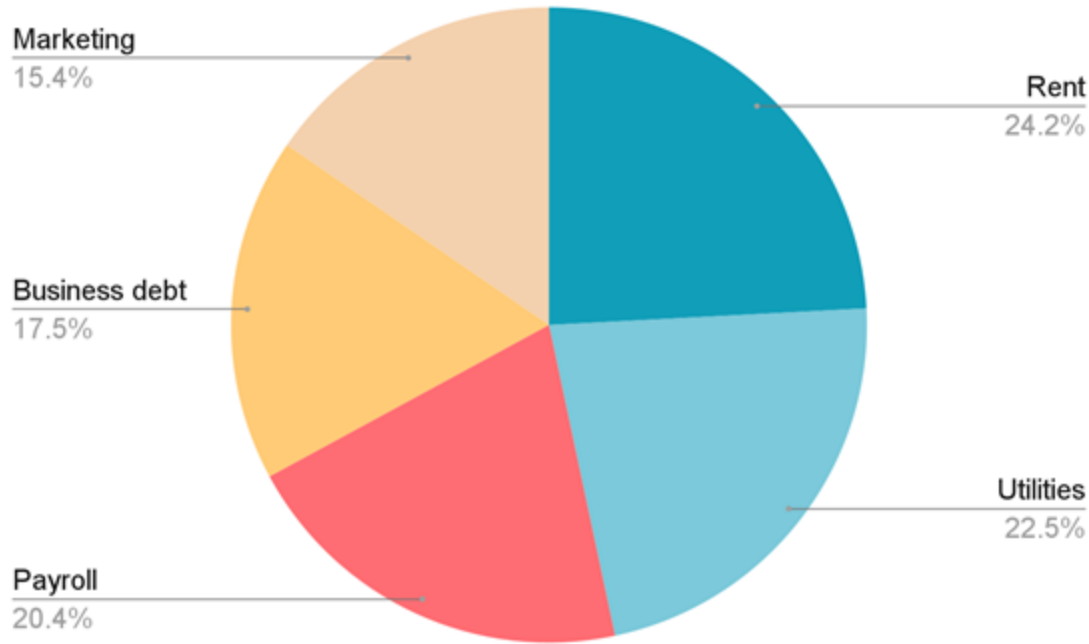
62%
of awardees were
women-owned
business

Awards by Ethnicity



The majority of awarded businesses identified as Hispanic/Latinx or Asian/Pacific Islander.

Uses of Funding



Businesses are using the funds to support:

1. Rent
2. Utilities
3. Payroll
4. Business Debt
5. Marketing

Unfunded Applicants

	Total Eligible Applications	Applications Awarded	Eligible Applications Not Funded	Eligible Amount Not Funded
Restaurant, Brewery and Bar	313	208 (66%)	105 (34%)	\$2,100,000
Personal Services and Fitness	357	323 (91%)	34 (9%)	\$470,000
Small Business	500	234 (47%)	266 (53%)	\$1,645,000
Nonprofit	141	129 (92%)	12 (8%)	\$215,000
Total	1,305	894 (69%)	411 (31%)	\$4,430,000

Thank You