



Parsons Constructors Inc.

100 West Walnut Street • Pasadena, California 91124 • (626) 440-3000 • Fax: (626) 440-2516

Date: August 25, 2016

To: Joe Schulte
Powell Constructors.
joes@powellconstructors.com

CC: Mike Powell, Powell Constructors
Brandon Hochhauser, Powell Constructors
Eric Lopez, City of Long Beach
Stephanie Eaves, City of Long Beach
Jason MacDonald, City of Long Beach
Ruben Tolentino, Psomas
Jorge Uberhuaga, Psomas
Dan Sloan, Parsons
Don Maurer, Parsons

From: Rasien Ibanez, Parsons
Rasien.ibanez@parsons.com

RE: Community Economic Development Efforts at the City of Long Beach

Project: Seaside Way Pedestrian Bridge

Prime Contractor: Powell Constructors

Attachment: Local Hire & Disadvantaged/Veteran Worker Report

In working toward meeting the City of Long Beach's PLA goals on the Seaside Way Pedestrian Bridge Project, we are providing you with an update of the current percentages achieved by Powell Contractors and its subcontractors.

We are highlighting those contractors who are exceeding the Local Hire and Disadvantaged/Veteran Goals and those who could use a boost in increasing their numbers. I've attached a summary report for your reference which includes all CPR data received through August 25, 2016

This project is funded with Tidelands funds, therefore the COLB, PLA Article 3, Section 3.5(a)(1) is applicable. "Where Project Work is funded in full or in part by the State of California Tidelands funds, the term Local Resident, as used in this section shall mean an individual whose primary place of residence is within the Counties of Los Angeles or Orange".

Project overall Local Resident Goal (40% Goal):

- 3rd Tier Zip Codes (Los Angeles & Orange County – includes Long Beach & Gateway Cities Zip Codes): Currently 70.83%
- 1st Tier Zip Codes (Long Beach Zip Codes): 22.93% (For information purposes only)
- 2nd Tier Zip Codes (Gateway Cities): Currently 17.98% (For information purposes only)

Contractors who have submitted CPRs that are currently *exceeding* the City of Long Beach PLA Local Hire Goal of 40%:

Contractor	1st Tier Zip Codes	2nd Tier Zip Codes	3rd Tier Zip Codes
Powell Constructors	27.07%	14.79%	65.84%
Conco Pumping	33.33%	0.00%	100.00%
E Belco	0.00%	0.00%	92.31%
Hayward Baker	15.14%	30.48%	81.84%
Penhall	0.00%	0.00%	100.00%



RE:	Community Economic Development Efforts through August 25, 2016
Project:	Seaside Way Pedestrian Bridge
Prime Contractor:	Powell Constructors

Contractor	1st Tier Zip Codes	2nd Tier Zip Codes	3rd Tier Zip Codes
S Merli	0.00%	11.62%	100.00%

Contractors who are **below 40%** of the PLA Local Hire (Los Angeles & Orange County) Goal of 40%:

Contractor	1st Tier Zip Codes	2nd Tier Zip Codes	3rd Tier Zip Codes
WMB & Associates	0.00%	0.00%	27.78%

Disadvantaged/Veteran workers (10% Goal): **Currently 3.65%**

Contractors who are working toward and exceeding the **PLA Disadvantaged/Veteran goal of 10%**:
(percentages reflect workers who are verified as Disadvantaged or Veteran)

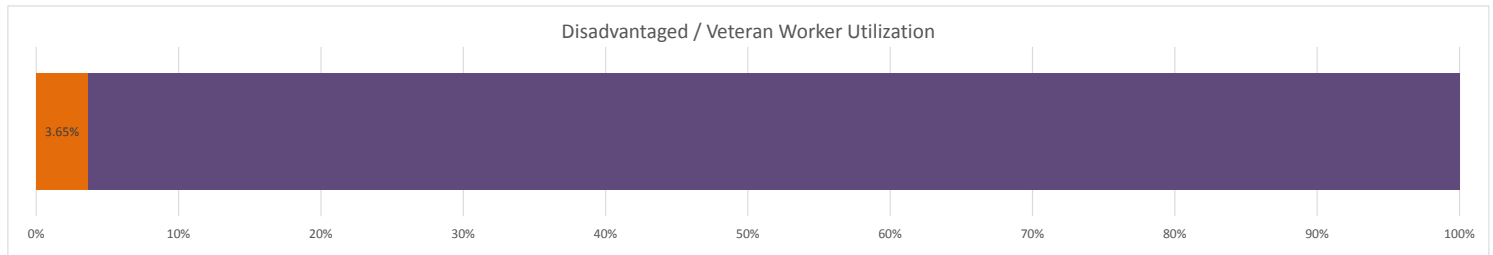
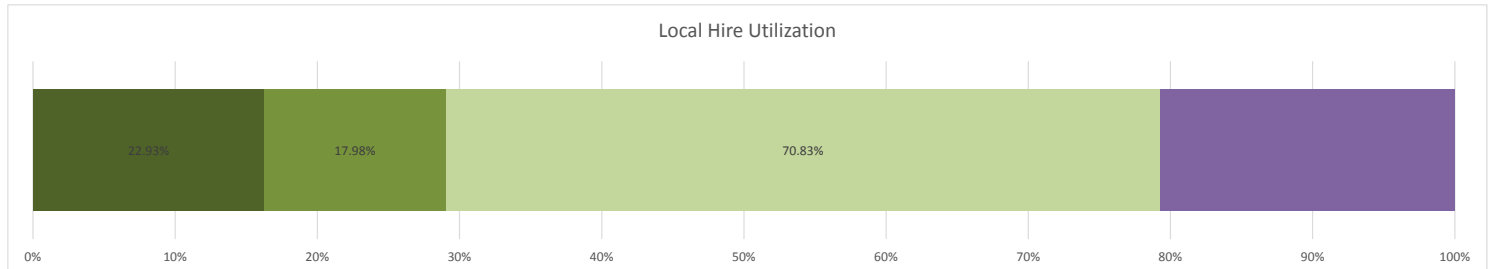
- Powell Constructors: 3.71%
- S Merli: 31.22%

The remaining contractors working on this project have 0% verified worker hours that count toward the 10% PLA Disadvantaged / Veteran goal *(percentages reflect workers who are verified as Disadvantaged by Pacific Gateway Workforce Investment Network and Veterans verified by Parsons)*.

We look forward to working with Powell Constructors toward the achievement of the City of Long Beach's PLA Local Hire and Disadvantaged/Veteran goal.

Local Hire / Disadvantaged / Veteran Worker Utilization Report

Project: City of Long Beach - Seaside Way Pedestrian Bridge
Prime: Powell Constructors



	LONG BEACH RESIDENT (1st Tier)			GATEWAY CITIES RESIDENT (2nd Tier)			LA/OC RESIDENT (3rd Tier) - Includes Long Beach & Gateway Zip Codes*			DISADVANTAGED / VETERAN			TOTAL	
	# Long Beach Worker	% Hours Long Beach Residents	Hours Long Beach	# Gateway Cities Worker	% Hours Gateway Residents	Hours Gateway Cities	# LA/OC Workers	% Hours LA/OC Residents	Hours LA/OC	# Disadvantaged / Veteran Workers	% Hours Disadvantaged / Veteran	Hours Disadvantaged / Veteran	All Workers	Total Project Hours
Project Total	7	22.93%	978.00	9	17.98%	767.00	40	70.83%	3,021.25	3	3.65%	155.50	59	4,265.75
Powell Constructors	5	27.07%	820.00	6	14.79%	448.00	17	65.84%	1994.50	2	3.71%	112.50	27	3029.50
Conco Pumping	1	33.33%	7.50	0	0.00%	0.00	3	100.00%	22.50	0	0.00%	0.00	3	22.50
E Belco	0	0.00%	0.00	0	0.00%	0.00	4	92.31%	36.00	0	0.00%	0.00	5	39.00
Hayward Baker	1	15.14%	150.50	2	30.48%	303.00	7	81.84%	813.50	0	0.00%	0.00	12	994.00
Penhall	0	0.00%	0.00	0	0.00%	0.00	2	100.00%	7.00	0	0.00%	0.00	2	7.00
S Merli	0	0.00%	0.00	1	11.62%	16.00	6	100.00%	137.75	1	31.22%	43	6	137.75
WMB & Associates	0	0.00%	0	0	0.00%	0.00	1	27.78%	10.00	0	0.00%	0	4	36

*City of Long Beach, Project Labor Agreement Article 3, Section 3.5 (a)(1) "Where Project Work is funded in full or in part by State of California Tideland funds, the term Local Resident, as used in this section shall mean an individual whose primary place of residence is within the Counties of Los Angeles or Orange"

**City of Long Beach, Project Labor Agreement Article 3, Section 3.14 Out of State Workers "In determining compliance with the targeted hiring goals of Section 3.5 above, hours of Project Work performed by residents of states other than California shall be excluded from the calculation."



Parsons Constructors Inc.

100 West Walnut Street • Pasadena, California 91124 • (626) 440-3000 • Fax: (626) 440-2516

Date: August 25, 2016

To: Gregg Strumpf, CS Legacy
gregg@cslegacy.net

CC: Gloria Macias, CS Legacy
Nancy Mellon, CS Legacy
Bill Zein, Anderson Penna
Ludek Mlnarik, Anderson penna
Stephanie Eaves, City of Long Beach
Jason MacDonald, City of Long Beach
Dan Sloan, Parsons
Don Maurer, Parsons

From: Rasien Ibanez, Parsons
Rasien.ibanez@parsons.com

RE: Community Economic Development Efforts at the City of Long Beach
Project: Drake/Chavez Soccer Field
Prime Contractor: CS Legacy
Attachment: Local Hire & Disadvantaged/Veteran Worker Report

In working toward meeting the City of Long Beach's PLA goals on the Drake Chavez Soccer Field Project, we are providing you with an update of the current percentages achieved by CS Legacy and its subcontractors.

We are highlighting those contractors who are exceeding the Local Hire and Disadvantaged/Veteran Goals and those who could use a boost in increasing their numbers. I've attached a summary report for your reference which includes all CPR data received through August 25, 2016

Project overall Local Resident Goal (40% Goal):

- 1st Tier Zip Codes (Long Beach Zip Codes): 13.54%
- 2nd Tier Zip Codes (Gateway Cities): Currently 0.00%
- 3rd Tier Zip Codes (Los Angeles & Orange County – includes Long Beach & Gateway Cities Zip Codes): Currently 32.29%

Disadvantaged/Veteran workers (10% Goal): **Currently 0.00%**

Contractors have submitted Certified Payroll Reports and who are **below 40%** of the PLA Local Hire (Los Angeles & Orange County) Goal of 40%:

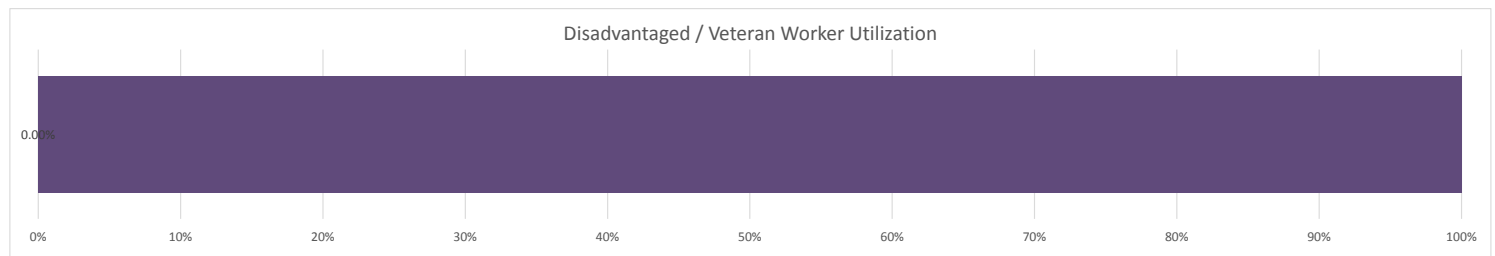
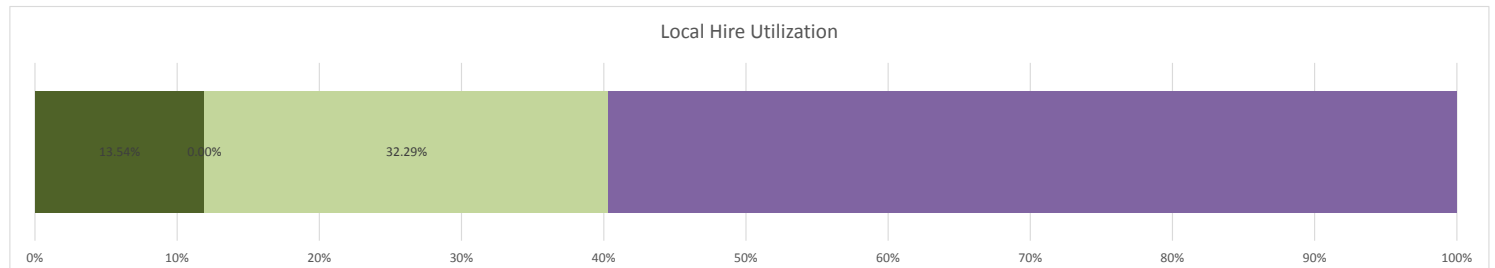
Contractor	1 st Tier Zip Codes	2 nd Tier Zip Codes	3 rd Tier Zip Codes
CS Legacy (prime)	13.54%	0.00%	32.29%

All contractors working on this project have 0% verified worker hours that count toward the 10% PLA Disadvantaged / Veteran goal (*percentages reflect workers who are verified as Disadvantaged by Pacific Gateway Workforce Investment Network and Veterans verified by Parsons*).

We look forward to working with CS Legacy toward the achievement of the City of Long Beach's PLA Local Hire and Disadvantaged/Veteran goal.

Local Hire / Disadvantaged / Veteran Worker Utilization Report

Project: City of Long Beach - Drake Chavez Soccer Field
Prime: CS Legacy



	LONG BEACH RESIDENT (1st Tier)			GATEWAY CITIES RESIDENT (2nd Tier)			LA/OC RESIDENT (3rd Tier) - includes Long Beach & Gateway Zip Codes			DISADVANTAGED / VETERAN			TOTAL	
	# Long Beach Worker	% Hours Long Beach Residents	Hours Long Beach	# Gateway Cities Worker	% Hours Gateway Residents	Hours Gateway Cities	# LA/OC Workers	% Hours LA/OC Residents	Hours LA/OC	# Disadvantaged / Veteran Workers	% Hours Disadvantaged / Veteran	Hours Disadvantaged / Veteran	All Workers	Total Project Hours
Project Total	2	13.54%	104.00	0	0.00%	-	3	32.29%	248.00	0	0.00%	-	9	768.00
CS Legacy	2	13.54%	104.00	0	0.00%	0.00	3	32.29%	248.00	0	0.00%	0.00	9	768.00