



**Parsons Constructors Inc.**

100 West Walnut Street • Pasadena, California 91124 • (626) 440-3000 • Fax: (626) 440-2516

Date: April 28, 2022

To: Henry Bedolla  
Macro-Z-Technology Company  
contracts@mztco.com

CC: Mike Tomeo, JS Held  
Dino D’Emilia, Ardurra  
Dustin Blackwell, Ardurra  
Tony Resendez, City of Long Beach  
Melissa Pyun, City of Long Beach  
Dan Sloan, Parsons  
Rasien Connelly, Parsons

From: Tara Neumann, Parsons  
Tara.Neumann@parsons.com

**RE: Community Economic Development Efforts at the City of Long Beach**  
Project: City of Long Beach Alamitos Beach Concession Building  
Prime Contractor: Macro-Z-Technology Company  
Attachment: Local Hire & Disadvantaged/Veteran Worker Report

In working toward meeting the City of Long Beach's PLA goals on the City of Long Beach Alamitos Beach Concession Building project, we are providing you with an update of the current percentages achieved by Macro-Z-Technology Company and its subcontractors.

We are highlighting those contractors who are exceeding the Local Hire and Disadvantaged/Veteran Goals and those who could use a boost in increasing their numbers. I've attached a summary report for your reference which includes all CPR data received through April 20, 2022.

This project is funded with Tidelands funds, therefore the COLB, PLA Article 3, Section 3.5(a)(1) is applicable. “Where Project Work is funded in full or in part by the State of California Tidelands funds, the term Local Resident, as used in this section shall mean an individual whose primary place of residence is within the Counties of Los Angeles or Orange”.

Project overall Local Resident Goal (40% Goal):

- 3<sup>rd</sup> Tier Zip Codes (Los Angeles & Orange County – includes Long Beach & Gateway Cities Zip Codes): Currently 70%
- 1<sup>st</sup> Tier Zip Codes: (Long Beach Zip Codes): Currently 8%
- 2<sup>nd</sup> Tier Zip Codes (Gateway Cities): Currently 23%

Contractors who have submitted CPRs that are currently *exceeding* the City of Long Beach PLA Local Hire Goal of 40% are as follows:

Contractor	1 <sup>st</sup> Tier Zip Codes	2 <sup>nd</sup> Tier Zip Codes	3 <sup>rd</sup> Tier Zip Codes
Macro-Z-Technology Company	24%	45%	100%
Klassic Engineering & Construction	10%	17%	62%
Abdellatif Enterprises, Inc.	3%	34%	79%
Alliance Electric	21%	4%	97%
Apex Fire Protection, Inc.	0%	13%	100%
F3 & Associates Inc.	0%	23%	100%



<b>RE:</b>	<b>Community Economic Development Efforts through April 20, 2022</b>
Project:	City of Long Beach Alamitos Beach Concession Building
Prime Contractor:	Macro-Z-Technology Company

Contractor	1 <sup>st</sup> Tier Zip Codes	2 <sup>nd</sup> Tier Zip Codes	3 <sup>rd</sup> Tier Zip Codes
Koppl Pipeline Services	0%	60%	60%
KSU Corporation	0%	35%	76%
La Tour Builders, Inc.	0%	6%	68%
Marina Landscape	1%	4%	77%
New Art Construction, Inc.	0%	0%	100%
PGC Construction Inc.	0%	14%	48%
Schindler Elevator Corp.	0%	0%	50%
Simco Mechanical	0%	33%	100%
Troyer Contracting, Inc.	6%	42%	77%
Upland Contracting, Inc.	35%	2%	56%

Contractors have submitted Certified Payroll Reports and who are **below 40%** of the PLA Local Hire (Los Angeles & Orange County) Goal:

Contractor	1 <sup>st</sup> Tier Zip Codes	2 <sup>nd</sup> Tier Zip Codes	3 <sup>rd</sup> Tier Zip Codes
Demolition Specialists, Inc.	0%	0%	<b>14%</b>
Fusion Sign & Design	0%	0%	<b>39%</b>
JA Lynch Masonry, Inc.	0%	15%	<b>39%</b>
J & C Environmental	0%	0%	<b>0%</b>
Hardy & Harper	0%	0%	<b>21%</b>
Karcher Insulation	0%	0%	<b>0%</b>
Preferred Construction Specialties	0%	0%	<b>36%</b>
Spectrasystems dba Spectraturf	26%	0%	<b>26%</b>
Superior Door	0%	17%	<b>17%</b>

Disadvantaged/Veteran workers (10% Goal): **Currently 5%**

Total Project Hours: 23,812  
 Total Disadvantaged Hours: 0  
 Total Veteran Hours: 1,294

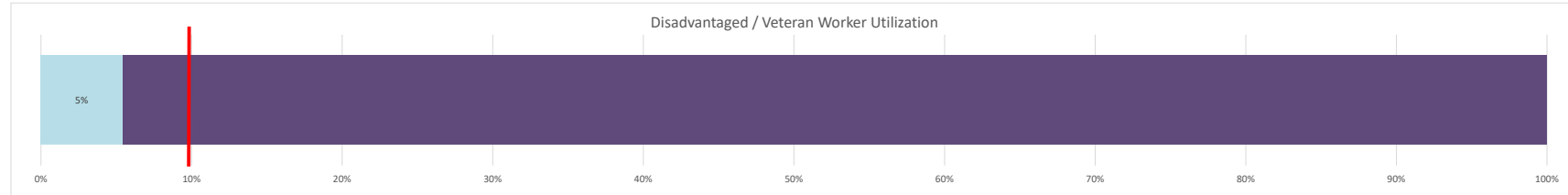
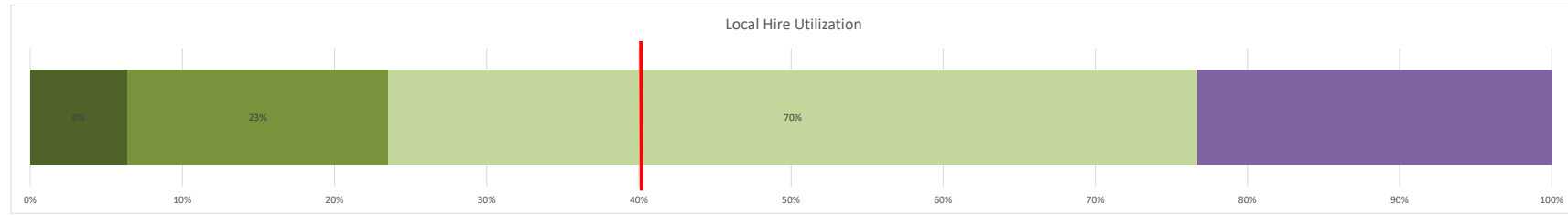
Contractors who are working toward and exceeding the **PLA Disadvantaged/Veteran goal of 10%**:  
*(percentages reflect workers who are verified as Disadvantaged or Veteran for the hours performed by each contractor)*

- Klassic Engineering & Construction, Inc.: 13%
- Abdellatif Enterprises: 1%
- JA Lynch Masonry, Inc.: 23%

The remaining contractors working on this project have 0% verified worker hours that count toward the 10% PLA Disadvantaged / Veteran goal *(percentages reflect workers who are verified as Disadvantaged by Pacific Gateway Workforce Investment Network and Veterans verified by Parsons as per COLB PLA Section 3.5 (c)).*

We look forward to working with Macro-Z-Technology Company toward the achievement of the City of Long Beach's PLA Local Hire and Disadvantaged/Veteran goal.

Project: City of Long Beach - Alamitos Beach Concession Building  
 Prime: Klasic Engineering & Construction, Inc.



	LONG BEACH RESIDENT (1st Tier)			GATEWAY CITIES RESIDENT (2nd Tier)			LA/OC RESIDENT (3rd Tier) - includes Long Beach & Gateway Zip Codes			DISADVANTAGED (Verified by Pacific Gateway)*			VETERAN (Verified by Parsons)*			DISADVANTAGED / VETERAN			TOTAL	
	# Long Beach Worker	% Hours Long Beach Residents	Hours Long Beach	# Gateway Cities Worker	% Hours Gateway Residents	Hours Gateway Cities	# LA/OC Workers	% Hours LA/OC Residents	Hours LA/OC	# Disadvantaged Workers	% Hours Disadvantaged	Hours Disadvantaged	# Veteran Workers	% Hours Veteran	Hours Veteran	# Disadvantaged / Veteran Workers	% Hours Disadvantaged / Veteran	Hours Disadvantaged / Veteran	All Workers	Total Project Hours
<b>Project Total</b>	<b>23</b>	<b>8%</b>	<b>1981</b>	<b>43</b>	<b>23%</b>	<b>5359</b>	<b>213</b>	<b>70%</b>	<b>16552</b>	<b>0</b>	<b>0%</b>	<b>0</b>	<b>4</b>	<b>5%</b>	<b>1,294</b>	<b>4</b>	<b>5%</b>	<b>1294</b>	<b>308</b>	<b>23812</b>
Macro-Z-Technology Company	4	24%	705	6	45%	1324	18	100%	2925	0	0%	0	0	0%	0	0	0%	0	18	2925
Klasic Engineering & Construction, Inc.	9	10%	848	7	16%	1412	47	62%	5472	0	0%	0	2	13%	1127	2	13%	1127	62	8790
Abdellatif Enterprises, Inc.	1	3%	88	5	34%	1087	20	79%	2501	0	0%	0	1	1%	24	1	1%	24	24	3152
Alliance Electric	2	21%	120	1	4%	25	6	97%	554	0	0%	0	0	0%	0	0	0%	0	7	570
Apex Fire Protection, Inc.	0	0%	0	1	13%	40	11	100%	312	0	0%	0	0	0%	0	0	0%	0	11	312
Demolition Specialist, Inc.	0	0%	0	0	0%	0	1	14%	21	0	0%	0	0	0%	0	0	0%	0	5	146
F3 & Associates, Inc.	0	0%	0	1	23%	5	3	100%	22	0	0%	0	0	0%	0	0	0%	0	3	22
Fusion Sign & Design	0	0%	0	0	0%	0	2	39%	52	0	0%	0	0	0%	0	0	0%	0	7	135
Hardy and Harper	0	0%	0	0	0%	0	2	21%	26	0	0%	0	0	0%	0	0	0%	0	9	121
J & C Environmental	0	0%	0	0	0%	0	0	0%	0	0	0%	0	0	0%	0	0	0%	0	1	4
JA Lynch Masonry, Inc.	0	0%	0	1	15%	92	7	39%	244	0	0%	0	1	23%	143	1	23%	143	11	626
Karcher Insulation	0	0%	0	0	0%	0	0	0%	0	0	0%	0	0	0%	0	0	0%	0	1	7
Koppl Pipeline Services, Inc.	0	0%	0	1	60%	4	1	60%	4	0	0%	0	0	0%	0	0	0%	0	2	6
KSU Corporation	0	0%	0	1	35%	181	6	76%	396	0	0%	0	0	0%	0	0	0%	0	14	518
La Tour Builders, Inc.	0	0%	0	1	6%	48	5	68%	531	0	0%	0	0	0%	0	0	0%	0	8	779
Marina Landscape	1	1%	8	3	4%	30	26	77%	657	0	0%	0	0	0%	0	0	0%	0	34	857
New Art Construction, Inc.	0	0%	0	0	0%	0	1	100%	7	0	0%	0	0	0%	0	0	0%	0	1	7
PGC Construction Inc.	0	0%	0	1	14%	347	11	48%	1177	0	0%	0	0	0%	0	0	0%	0	22	2468
Preferred Construction Specialties	0	0%	0	0	0%	0	1	36%	8	0	0%	0	0	0%	0	0	0%	0	3	22
Schindler Elevator Corporation	0	0%	0	0	0%	0	1	50%	56	0	0%	0	0	0%	0	0	0%	0	2	112
Simco Mechanical	0	0%	0	2	33%	40	8	100%	121	0	0%	0	0	0%	0	0	0%	0	8	121
Spectrasystems DBA Spectraturf	1	26%	31	0	0%	0	1	26%	31	0	0%	0	0	0%	0	0	0%	0	4	121
Superior Door	0	0%	0	1	17%	16	1	17%	16	0	0%	0	0	0%	0	0	0%	0	4	94
Troyer Contracting, Inc.	2	6%	103	8	42%	703	22	77%	1296	0	0%	0	0	0%	0	0	0%	0	28	1674
Upland Contracting, Inc.	3	35%	78	3	2%	5	12	56%	126	0	0%	0	0	0%	0	0	0%	0	19	224

\*Percentages reflect workers who are verified as Disadvantaged by Pacific Gateway Workforce Investment Network and Veterans verified by Parsons (per COLB PLA Section 3.5 (c))



**Parsons Constructors Inc.**

100 West Walnut Street • Pasadena, California 91124 • (626) 440-3000 • Fax: (626) 440-2516

Date: May 9, 2022

To: Jose Acosta  
Swinerton Builders  
jacosta@swinerton.com

From: Tara Neumann, Parsons  
Tara.Neumann@parsons.com

CC: Edward Einem, Swinerton Builders  
Lupe Navarro, Swinerton Builders  
Virginia Mercado, Swinerton Builders  
Richard Panos, Anser Advisory  
Jared Kemp, Anser Advisory  
Melissa Pyun, City of Long Beach  
Rasien Connelly, Parsons  
Dan Sloan, Parsons

**RE: Community Economic Development Efforts at the City of Long Beach**  
Project: City of Long Beach Airport Terminal Improvements Phase II  
Prime Contractor: Swinerton Builders  
Attachment: Local Hire & Disadvantaged/Veteran Worker Report

In working toward meeting the City of Long Beach's PLA goals on the City of Long Beach Airport Terminal Improvements Phase II project, we are providing you with an update of the current percentages achieved by Swinerton Builders and its subcontractors.

We are highlighting those contractors who are exceeding the Local Hire and Disadvantaged/Veteran Goals and those who could use a boost in increasing their numbers. I've attached a summary report for your reference which includes all CPR data received through April 20, 2022.

Project overall Local Resident Goal (40% Goal):

- 1<sup>st</sup> Tier Zip Codes (Long Beach Zip Codes): Currently 9%
- 2<sup>nd</sup> Tier Zip Codes (Gateway Cities): Currently 24%
- 3<sup>rd</sup> Tier Zip Codes (Los Angeles & Orange County – includes Long Beach & Gateway Cities Zip Codes): Currently 78%

Contractors who have submitted CPRs that are currently *exceeding* the City of Long Beach PLA Local Hire Goal of 40% are as follows:

Contractor	1 <sup>st</sup> Tier Zip Codes	2 <sup>nd</sup> Tier Zip Codes	3 <sup>rd</sup> Tier Zip Codes
Swinerton	2%	19%	74%
Acco Engineered Systems	35%	18%	84%
Advanced Cable Solutions, Inc.	19%	33%	95%
Alameda Construction Service	5%	20%	86%
Altitude, Inc.	31%	32%	100%
Anbessaw Consulting Inc.	100%	0%	100%
Applied Engineering Concepts	0%	0%	100%
Baker Electric	21%	15%	90%



**RE:** Community Economic Development Efforts through April 20, 2022  
**Project:** Long Beach Airport Terminal Phase II  
**Prime Contractor:** Swinerton Builders

<b>Contractor</b>	<b>1<sup>st</sup> Tier Zip Codes</b>	<b>2<sup>nd</sup> Tier Zip Codes</b>	<b>3<sup>rd</sup> Tier Zip Codes</b>
Bali Construction	0%	36%	88%
Best Contracting Services, Inc.	0%	29%	75%
Bonas Painting	23%	20%	96%
California Hi-Tech Flooring, Inc.	1%	17%	46%
Center Concrete Cutting	0%	0%	100%
Connor Concrete Cutting	0%	95%	95%
Control Air Enterprises, Inc.	1%	7%	94%
Crown Fence	0%	22%	89%
Dinamic Mod Construction	0%	0%	48%
Direct AV	0%	0%	100%
Environmental Construction	9%	24%	87%
Ethos Energy Field Services	2%	21%	41%
Foundation Service Corp.	31%	18%	57%
Fire Safe Service Group	46%	0%	100%
GGG Demolition, Inc.	1%	14%	85%
Gregg Electric, Inc.	23%	40%	95%
HSI Electrical Contractors Inc.	0%	22%	41%
Interior Resources Inc. dba Commercial Interior Resources	0%	72%	91%
ISEC, Inc.	0%	68%	87%
JLM Installation	0%	0%	100%
JLS Concrete Pumping	32%	0%	90%
JMH Engineering	10%	60%	96%
Johnson Controls Fire Protection	0%	0%	86%
Junior Steel Inc.	2%	23%	60%
K&S Excavating Inc.	0%	0%	63%
Kehoe Testing	27%	0%	100%
Leko Construction	8%	26%	74%
Luxury Lighting	0%	93%	93%
Marina Landscape	0%	0%	41%
Martin Brothers	0%	13%	60%
Matt Chlor, Inc.	0%	0%	49%
MB Professional	0%	0%	90%
McKeon Door West	0%	100%	100%
Mike Zarp, Inc.	0%	0%	52%
Murray Company	0%	14%	60%
Myers & Sons Hi-Way Safety, Inc.	0%	0%	40%
Ondatje Plastering Contracting	0%	0%	50%
Palp, Inc. dba Excel	12%	29%	88%
Penhall Company	3%	14%	93%
Penn Air Control, Inc.	0%	0%	100%
Performance Cont.	0%	36%	100%
Phoenix Landscape	0%	0%	40%
Pierre Landscape, Inc.	0%	0%	76%
Power One	0%	16%	61%
Psomas	15%	46%	98%
Quality Production Services, Inc.	0%	16%	65%
Rutherford Co. Inc.	8%	18%	80%
Sasco	9%	69%	92%



<b>RE:</b>	<b>Community Economic Development Efforts through April 20, 2022</b>
Project:	Long Beach Airport Terminal Phase II
Prime Contractor:	Swinerton Builders

Contractor	1 <sup>st</sup> Tier Zip Codes	2 <sup>nd</sup> Tier Zip Codes	3 <sup>rd</sup> Tier Zip Codes
Salsbury Engineering Inc.	12%	6%	77%
Sherrin Glass & Metal	4%	48%	85%
Spring Valley Insulation	0%	0%	65%
The McIntyre Company	5%	1%	44%
Vertical Access, Inc.	4%	11%	73%
W.S. Klem	0%	0%	61%
Western Allied Corporation	4%	2%	76%

Contractors have submitted Certified Payroll Reports and who are **below 40%** of the PLA Local Hire (Los Angeles & Orange County) Goal:

Contractor	1 <sup>st</sup> Tier Zip Codes	2 <sup>nd</sup> Tier Zip Codes	3 <sup>rd</sup> Tier Zip Codes
Architectural Design & Signs	0%	0%	<b>0%</b>
Aviary Management Professionals	0%	0%	<b>0%</b>
Badger Daylighting Corp.	0%	0%	<b>0%</b>
Boston Barricade	0%	0%	<b>0%</b>
C Below	0%	0%	<b>15%</b>
Charles McCandless Tile Contractor	0%	0%	<b>0%</b>
Corrandi Corp.	0%	10%	<b>35%</b>
Giant Services, Inc.	0%	0%	<b>0%</b>
Geoboden	0%	0%	<b>34%</b>
Green Vista Landscape	0%	0%	<b>0%</b>
Orange County Plastering	12%	5%	<b>33%</b>
Pavement Recycling Systems	0%	0%	<b>0%</b>
Quality Rebar	0%	0%	<b>0%</b>
Quality Reinforcing	0%	0%	<b>1%</b>
RJ Noble	0%	0%	<b>28%</b>

Disadvantaged/Veteran workers (10% Goal): **Currently 1%**

Total Project Hours: 152,339

Total Disadvantaged Hours: 0

Total Veteran Hours: 549

Contractors who are working toward and exceeding the **PLA Disadvantaged/Veteran goal of 10%**:  
*(percentages reflect workers who are verified as Disadvantaged or Veteran for the hours performed by each contractor)*

- Bali Construction: 7%
- Foundation Service: 4%
- Murray Company: 1%
- SASCO 1%

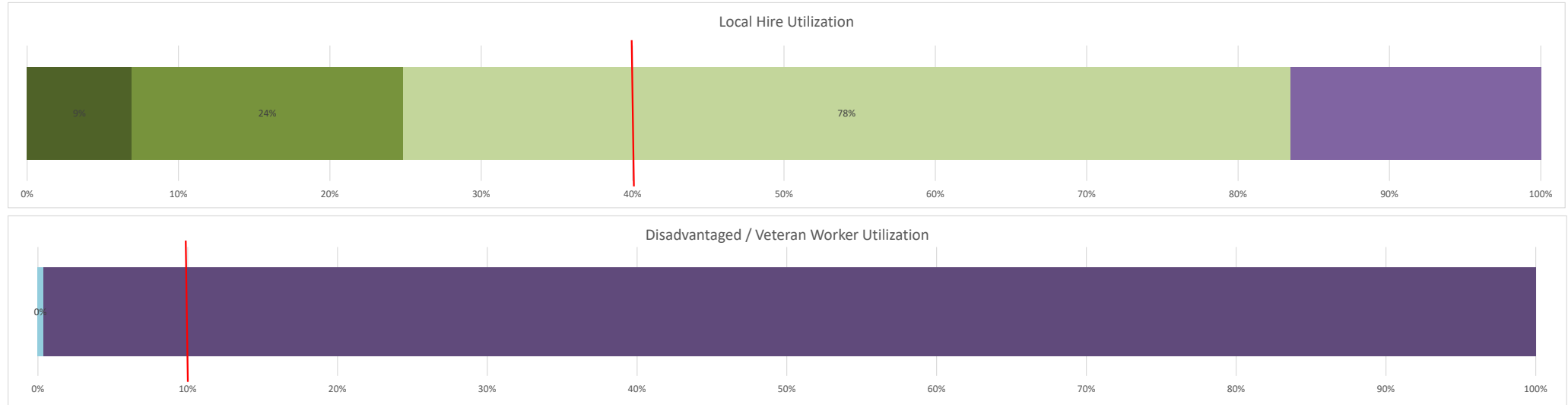


<b>RE:</b>	<b>Community Economic Development Efforts through April 20, 2022</b>
Project:	Long Beach Airport Terminal Phase II
Prime Contractor:	Swinerton Builders

The remaining contractors working on this project have 0% verified worker hours that count toward the 10% PLA Disadvantaged / Veteran goal (*percentages reflect workers who are verified as Disadvantaged by Pacific Gateway Workforce Investment Network and Veterans verified by Parsons*).

We look forward to working with Swinerton Builders toward the achievement of the City of Long Beach's PLA Local Hire and Disadvantaged/Veteran goal.

Project: LB Airport Terminal Improvements Phase 2  
 Prime: Swinerton



	LONG BEACH RESIDENT (1st Tier)			GATEWAY CITIES RESIDENT (2nd Tier)			LA/OC RESIDENT (3rd Tier) - includes Long Beach & Gateway Zip Codes			DISADVANTAGED (Verified by Pacific Gateway)*			VETERAN (Verified by Parsons)*			DISADVANTAGED / VETERAN			TOTAL	
	# Long Beach Worker	% Hours Long Beach Residents	Hours Long Beach	# Gateway Cities Worker	% Hours Gateway Residents	Hours Gateway Cities	# LA/OC Workers	% Hours LA/OC Residents	Hours LA/OC	# Disadvantaged Workers	% Hours Disadvantaged	Hours Disadvantaged	# Veteran Workers	% Hours Veteran	Hours Veteran	# Disadvantaged / Veteran Workers	% Hours Disadvantaged / Veteran	Hours Disadvantaged / Veteran	All Workers	Total Project Hours
<b>Project Total</b>	<b>69</b>	<b>9%</b>	<b>14051</b>	<b>270</b>	<b>24%</b>	<b>36292.75</b>	<b>935</b>	<b>78%</b>	<b>118818.59</b>	<b>0</b>	<b>0%</b>	<b>0</b>	<b>5</b>	<b>0.4%</b>	<b>549</b>	<b>5</b>	<b>0%</b>	<b>548.5</b>	<b>1404</b>	<b>152338</b>
<b>Swinerton</b>	3	2%	270	15	19%	2455	50	74%	9707	0	0%	0	0	0%	0	0	0%	0	83	13159
ACCO Engineered Systems	3	35%	620	4	18%	323	19	84%	1511	0	0%	0	0	0%	0	0	0%	0	26	1797
Advanced Cable Solutions, Inc.	2	19%	689	8	33%	1160	24	95%	3392	0	0%	0	0	0%	0	0	0%	0	30	3555
Alameda Construction Services, Inc.	1	5%	115	2	20%	457	12	86%	1987	0	0%	0	0	0%	0	0	0%	0	14	2298
Altitude, Inc.	8	31%	144	3	32%	150	15	100%	465	0	0%	0	0	0%	0	0	0%	0	15	465
Anbessaw Consulting Inc.	1	100%	38	0	0%	0	1	100%	38	0	0%	0	0	0%	0	0	0%	0	1	38
Applied Engineering Concepts	0	0%	0	0	0%	0	5	100%	34	0	0%	0	0	0%	0	0	0%	0	5	34
Architectural Design and Signs	0	0%	0	0	0%	0	0	0%	0	0	0%	0	0	0%	0	0	0%	0	2	18
Aviary Management Professionals	0	0%	0	0	0%	0	0	0%	0	0	0%	0	0	0%	0	0	0%	0	3	120
Badger Daylighting Corp.	0	0%	0	0	0%	0	0	0%	0	0	0%	0	0	0%	0	0	0%	0	1	6
Baker Electric	4	21%	5273	7	15%	3793	28	90%	22333	0	0%	0	0	0%	0	0	0%	0	35	24946
Bali Construction, Inc.	0	0%	0	19	36%	2299	53	88%	5614	0	0%	0	2	7%	425	2	7%	425	71	6400
Best Contracting Services, Inc.	1	0%	8	11	29%	622	36	75%	1608	0	0%	0	0	0%	0	0	0%	0	45	2149
Bonas Painting	1	23%	500	4	20%	440	9	96%	2099	0	0%	0	0	0%	0	0	0%	0	10	2195
Boston Barricade	0	0%	0	0	0%	0	0	0%	0	0	0%	0	0	0%	0	0	0%	0	10	117
C Below	0	0%	0	0	0%	0	4	15%	48	0	0%	0	0	0%	0	0	0%	0	15	323
California Hi-Tech Flooring, Inc.	1	1%	9	6	17%	120	16	46%	318	0	0%	0	0	0%	0	0	0%	0	40	688



Center Concrete Cutting, Inc.	0	0%	0	0	0%	0	1	100%	4	0	0%	0	0	0%	0	0	0%	0	1	4
Charles McCandless Tile Contractors	0	#DIV/0!	0	0	#DIV/0!	0	0	#DIV/0!	0	0	#DIV/0!	0	0	#DIV/0!	0	0	#DIV/0!	0	0	0
Connor Concrete Cutting & Coring	0	0%	0	1	95%	70	1	95%	70	0	0%	0	0	0%	0	0	0%	0	2	74
Control Air Enterprises, Inc.	1	1%	29	2	7%	240	8	94%	3400	0	0%	0	0	0%	0	0	0%	0	12	3618
Corrandi Corp	0	0%	0	3	10%	161	9	35%	576	0	0%	0	0	0%	0	0	0%	0	21	1635
Crown Fence	0	0%	0	10	22%	292	30	89%	1196	0	0%	0	0	0%	0	0	0%	0	38	1349
Dinamic Mod Construction	0	0%	0	0	0%	0	3	48%	88	0	0%	0	0	0%	0	0	0%	0	6	184
Direct AV	0	0%	0	0	0%	0	3	100%	383	0	0%	0	0	0%	0	0	0%	0	3	383
Environmental Construction Group, Inc.	3	9%	621	18	24%	1614	58	87%	5888	0	0%	0	0	0%	0	0	0%	0	68	6804
Ethos Energy Field Services	3	2%	176	7	21%	1618	23	41%	3197	0	0%	0	0	0%	0	0	0%	0	43	7806
Fire Safe Group, Inc.	1	46%	876	0	0%	0	4	100%	1889	0	0%	0	0	0%	0	0	0%	0	4	1889
Foundation Service Corp.	3	31%	307	3	18%	180	8	57%	561	0	0%	0	1	4%	42	1	4%	42	10	982
Geoboden	0	0%	0	0	0%	0	1	34%	18	0	0%	0	0	0%	0	0	0%	0	3	53
GGG Demolition, Inc.	2	1%	24	8	14%	229	29	85%	1421	0	0%	0	0	0%	0	0	0%	0	38	1677
Giant Services, Inc.	0	0%	0	0	0%	0	0	0%	0	0	0%	0	0	0%	0	0	0%	0	2	62
Gregg Electric, Inc.	1	23%	1546	7	40%	2740	13	95%	6458	0	0%	0	0	0%	0	0	0%	0	16	6770
Green Vista Landscape	0	0%	0	0	0%	0	0	0%	0	0	0%	0	0	0%	0	0	0%	0	5	135
HSI Electrical Contractors Inc.	0	0%	0	2	22%	29	3	41%	55	0	0%	0	0	0%	0	0	0%	0	5	135
Interior Resources Inc dba Commercial Interior Resources	0	0%	0	3	72%	51	4	91%	65	0	0%	0	0	0%	0	0	0%	0	5	71
ISEC, Inc.	0	0%	0	6	68%	1379	7	87%	1752	0	0%	0	0	0%	0	0	0%	0	10	2017
ILM Installation	0	0%	0	0	0%	0	3	100%	66	0	0%	0	0	0%	0	0	0%	0	3	66
JLS Concrete Pumping	1	32%	35	0	0%	0	7	90%	99	0	0%	0	0	0%	0	0	0%	0	8	109
JMH Engineering	6	10%	552	10	60%	3212	27	96%	5078	0	0%	0	0	0%	0	0	0%	0	32	5315
Johnson Controls Fire Protections LP	0	0%	0	0	0%	0	3	86%	151	0	0%	0	0	0%	0	0	0%	0	5	177
Junior Steel Inc.	1	2%	128	16	23%	1204	37	60%	3074	0	0%	0	0	0%	0	0	0%	0	59	5141
K&S Excavating, Inc.	0	0%	0	0	0%	0	5	63%	95	0	0%	0	0	0%	0	0	0%	0	7	151
Kehoe Testing	1	27%	6	0	0%	0	3	100%	22	0	0%	0	0	0%	0	0	0%	0	3	22
Leko Construction, Inc.	1	8%	24	2	26%	80	7	74%	224	0	0%	0	0	0%	0	0	0%	0	9	304
Luxury Lighting Inc.	0	0%	0	2	93%	199	2	93%	199	0	0%	0	0	0%	0	0	0%	0	4	215
Marina Landscape, Inc.	0	0%	0	0	0%	0	3	41%	17	0	0%	0	0	0%	0	0	0%	0	6	41
Martin Brothers, Inc.	0	0%	0	4	13%	134	8	60%	604	0	0%	0	0	0%	0	0	0%	0	14	1009
Matt Chlor, Inc.	0	0%	0	0	0%	0	1	49%	15	0	0%	0	0	0%	0	0	0%	0	3	30
MB Professional Services, inc.	0	0%	0	0	0%	0	1	90%	216	0	0%	0	0	0%	0	0	0%	0	2	240
McKeon Door West	0	0%	0	3	100%	40	3	100%	40	0	0%	0	0	0%	0	0	0%	0	3	40
Mike Zarp, Inc.	0	0%	0	1	0%	4	10	52%	443	0	0%	0	0	0%	0	0	0%	0	28	857
Murray Company	0	0%	0	6	14%	1038	25	60%	4542	0	0%	0	1	1%	74	1	1%	74	54	7528
Myers & Sons Hi-Way Safety, Inc.	0	0%	0	0	0%	0	1	40%	12	0	0%	0	0	0%	0	0	0%	0	2	30
Ondatje Plastering Contracting	0	0%	0	0	0%	0	1	50%	19	0	0%	0	0	0%	0	0	0%	0	2	38
Orange County Plastering Company, Inc.	1	12%	184	3	5%	72	10	33%	506	0	0%	0	0	0%	0	0	0%	0	26	1551
Palp, Inc. dba Excel Paving	4	12%	150	7	29%	372	32	88%	1123	0	0%	0	0	0%	0	0	0%	0	40	1279
Pavement Recycling Systems	0	0%	0	0	0%	0	0	0%	0	0	0%	0	0	0%	0	0	0%	0	1	9
Penhall Company	1	3%	5	2	14%	23	10	93%	154	0	0%	0	0	0%	0	0	0%	0	11	165
Penn Air Control, Inc.	0	0%	0	0	0%	0	2	100%	44	0	0%	0	0	0%	0	0	0%	0	2	44
Performance Contracting, Inc.	0	0%	0	1	36%	60	5	100%	169	0	0%	0	0	0%	0	0	0%	0	5	169

Phoenix Landscape	0	0%	0	0	0%	0	2	40%	10	0	0%	0	0	0%	0	0	0%	0	4	25
Pierre Landscape, Inc.	0	0%	0	0	0%	0	10	76%	817	0	0%	0	0	0%	0	0	0%	0	13	1081
Power One, LLC	0	0%	0	3	16%	327	19	61%	1290	0	0%	0	0	0%	0	0	0%	0	31	2100
Psomas	1	15%	240	8	46%	754	20	98%	1605	0	0%	0	0	0%	0	0	0%	0	24	1631
Quality Production Services, Inc.	0	0%	0	14	16%	1443	49	66%	5940	0	0%	0	0	0%	0	0	0%	0	70	9015
Quality Rebar, Inc.	0	0%	0	0	0%	0	0	0%	0	0	0%	0	0	0%	0	0	0%	0	8	48
Quality Reinforcing	0	0%	0	0	0%	0	1	1%	6	0	0%	0	0	0%	0	0	0%	0	20	460
RJ Noble	0	0%	0	0	0%	0	2	28%	16	0	0%	0	0	0%	0	0	0%	0	5	57
Rutherford Co. Inc.	3	8%	418	10	18%	888	30	80%	3961	0	0%	0	0	0%	0	0	0%	0	36	4951
SASCO	3	9%	679	11	69%	5075	36	92%	6792	0	0%	0	1	0%	8	1	0%	8	47	7381
Salsbury Engineering Inc.	3	12%	164	3	6%	87	20	77%	1021	0	0%	0	0	0%	0	0	0%	0	29	1334
Sherrin Glass & Metal	1	4%	68	2	48%	732	7	85%	1284	0	0%	0	0	0%	0	0	0%	0	8	1516
Spring Valley Insulation Contractors	0	0%	0	0	0%	0	3	65%	93	0	0%	0	0	0%	0	0	0%	0	6	142
The McIntyre Company	1	5%	32	1	1%	8	6	44%	256	0	0%	0	0	0%	0	0	0%	0	13	582
Vertical Access, Inc.	1	4%	20	8	11%	57	24	73%	361	0	0%	0	0	0%	0	0	0%	0	32	497
W.S. Klem	0	0%	0	0	0%	0	2	61%	112	0	0%	0	0	0%	0	0	0%	0	3	184
Western Allied Corporation	1	4%	104	4	2%	67	21	76%	2176	0	0%	0	0	0%	0	0	0%	0	28	2857

\*Percentages reflect workers who are verified as Disadvantaged by Pacific Gateway Workforce Investment Network and Veterans verified by Parsons (per COLB PLA Section 3.5 (c))