



**Parsons Constructors Inc.**

100 West Walnut Street • Pasadena, California 91124 • (626) 440-3000 • Fax: (626) 440-2516

Date: February 25, 2021

To: Kevin Shirali  
 Klassic Engineering & Construction  
 klassicplans@gmail.com

CC: Gina Tak, Klassic Engineering  
 Dino D’Emilia, Ardurra  
 Dustin Blackwell, Ardurra  
 Angelica Dominguez, City of Long Beach  
 Tony Resendez, City of Long Beach  
 Melissa Pyun, City of Long Beach  
 Dan Sloan, Parsons

From: Tara Neumann, Parsons  
 Tara.Neumann@parsons.com

**RE: Community Economic Development Efforts at the City of Long Beach**  
**Project: City of Long Beach Alamitos Beach Concession Building**  
**Prime Contractor: Klassic Engineering & Construction, Inc.**  
**Attachment: Local Hire & Disadvantaged/Veteran Worker Report**

In working toward meeting the City of Long Beach's PLA goals on the City of Long Beach Alamitos Beach Concession Building project, we are providing you with an update of the current percentages achieved by Klassic Engineering & Construction, Inc. and its subcontractors.

We are highlighting those contractors who are exceeding the Local Hire and Disadvantaged/Veteran Goals and those who could use a boost in increasing their numbers. I've attached a summary report for your reference which includes all CPR data received through February 20, 2021.

This project is funded with Tidelands funds, therefore the COLB, PLA Article 3, Section 3.5(a)(1) is applicable. “Where Project Work is funded in full or in part by the State of California Tidelands funds, the term Local Resident, as used in this section shall mean an individual whose primary place of residence is within the Counties of Los Angeles or Orange”.

**Project overall Local Resident Goal (40% Goal):**

- 3<sup>rd</sup> Tier Zip Codes (Los Angeles & Orange County – includes Long Beach & Gateway Cities Zip Codes): Currently 70%
- 1<sup>st</sup> Tier Zip Codes: (Long Beach Zip Codes): Currently 8%
- 2<sup>nd</sup> Tier Zip Codes (Gateway Cities): Currently 22%

Contractors who have submitted CPRs that are currently *exceeding* the City of Long Beach PLA Local Hire Goal of 40% are as follows:

<b>Contractor</b>	<b>1<sup>st</sup> Tier Zip Codes</b>	<b>2<sup>nd</sup> Tier Zip Codes</b>	<b>3<sup>rd</sup> Tier Zip Codes</b>
Klassic Engineering & Construction	10%	18%	64%
Abdellatif Enterprises, Inc.	3%	34%	79%
Alliance Electric	25%	5%	97%
Apex Fire Protection, Inc.	9%	0%	100%
Karcher Insulation	0%	0%	100%
Koppl Pipeline Services	0%	0%	100%



<b>RE:</b>	<b>Community Economic Development Efforts through February 20, 2021</b>
Project:	City of Long Beach Alamitos Beach Concession Building
Prime Contractor:	Klassic Engineering & Construction, Inc.

Contractor	1 <sup>st</sup> Tier Zip Codes	2 <sup>nd</sup> Tier Zip Codes	3 <sup>rd</sup> Tier Zip Codes
KSU Corporation	0%	39%	84%
La Tour Builders, Inc.	0%	0%	57%
Marina Landscape	4%	0%	93%
New Art Construction, Inc.	0%	0%	100%
Simco Mechanical	0%	36%	100%
Troyer Contracting, Inc.	6%	43%	80%
Upland Contracting, Inc.	35%	2%	56%

Contractors have submitted Certified Payroll Reports and who are **below 40%** of the PLA Local Hire (Los Angeles & Orange County) Goal:

Contractor	1 <sup>st</sup> Tier Zip Codes	2 <sup>nd</sup> Tier Zip Codes	3 <sup>rd</sup> Tier Zip Codes
Demolition Specialists, Inc.	0%	0%	17%
JA Lynch Masonry, Inc.	0%	15%	39%
J & C Environmental	0%	0%	0%
Superior Door	0%	0%	0%

Disadvantaged/Veteran workers (10% Goal): **Currently 8%**

Total Project Hours: 15,288

Total Disadvantaged Hours: 0

Total Veteran Hours: 1,294

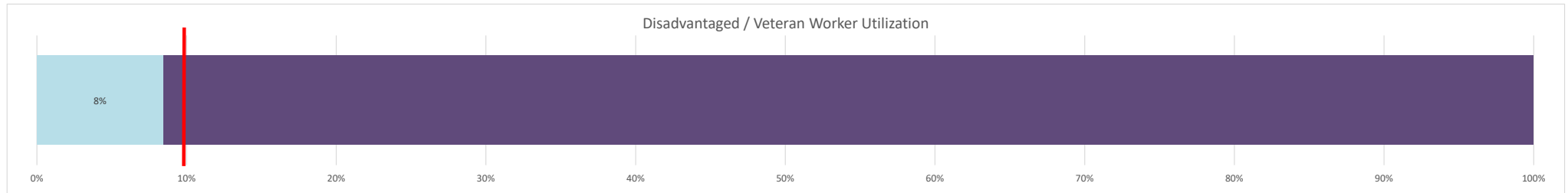
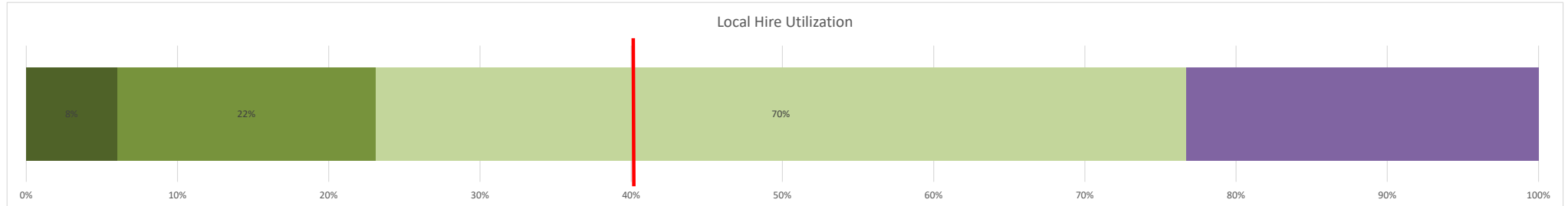
Contractors who are working toward and exceeding the **PLA Disadvantaged/Veteran goal of 10%**: *(percentages reflect workers who are verified as Disadvantaged or Veteran for the hours performed by each contractor)*

- Klassic Engineering & Construction, Inc.: 15%
- Abdellatif Enterprises: 1%
- JA Lynch Masonry, Inc.: 23%

The remaining contractors working on this project have 0% verified worker hours that count toward the 10% PLA Disadvantaged / Veteran goal *(percentages reflect workers who are verified as Disadvantaged by Pacific Gateway Workforce Investment Network and Veterans verified by Parsons as per COLB PLA Section 3.5 (c)).*

We look forward to working with Klassic Engineering & Construction, Inc. toward the achievement of the City of Long Beach's PLA Local Hire and Disadvantaged/Veteran goal.

Project: City of Long Beach - Alamitos Beach Concession Building  
 Prime: Klassic Engineering & Construction, Inc.



	LONG BEACH RESIDENT (1st Tier)			GATEWAY CITIES RESIDENT (2nd Tier)			LA/OC RESIDENT (3rd Tier) - includes Long Beach & Gateway Zip Codes			DISADVANTAGED (Verified by Pacific Gateway)*			VETERAN (Verified by Parsons)*			DISADVANTAGED / VETERAN			TOTAL	
	# Long Beach Worker	% Hours Long Beach Residents	Hours Long Beach	# Gateway Cities Worker	% Hours Gateway Residents	Hours Gateway Cities	# LA/OC Workers	% Hours LA/OC Residents	Hours LA/OC	# Disadvantaged Workers	% Hours Disadvantaged	Hours Disadvantaged	# Veteran Workers	% Hours Veteran	Hours Veteran	# Disadvantaged / Veteran Workers	% Hours Disadvantaged / Veteran	Hours Disadvantaged / Veteran	All Workers	Total Project Hours
<b>Project Total</b>	<b>18</b>	<b>8%</b>	<b>1195</b>	<b>28</b>	<b>22%</b>	<b>3404</b>	<b>141</b>	<b>70%</b>	<b>10651</b>	<b>0</b>	<b>0%</b>	<b>0</b>	<b>4</b>	<b>8%</b>	<b>1,294</b>	<b>4</b>	<b>8%</b>	<b>1294</b>	<b>191</b>	<b>15288</b>
Klassic Engineering & Construction, Inc.	8	10%	788	6	18%	1396	41	64%	4961	0	0%	0	2	15%	1127	2	15%	1127	55	7715
Abdellatif Enterprises, Inc.	1	3%	88	5	34%	1087	20	79%	2501	0	0%	0	1	1%	24	1	1%	24	24	3152
Alliance Electric	2	25%	120	1	5%	25	6	97%	459	0	0%	0	0	0%	0	0	0%	0	7	475
Apex Fire Protection, Inc.	1	9%	24	0	0%	0	10	100%	258	0	0%	0	0	0%	0	0	0%	0	10	258
Demolition Specialist, Inc.	0	0%	0	0	0%	0	1	17%	21	0	0%	0	0	0%	0	0	0%	0	4	125
J & C Environmental	0	0%	0	0	0%	0	0	0%	0	0	0%	0	0	0%	0	0	0%	0	1	4
JA Lynch Masonry, Inc.	0	0%	0	1	15%	92	7	39%	244	0	0%	0	1	23%	143	1	23%	143	11	626
Karcher Insulation	0	0%	0	0	0%	0	1	100%	7	0	0%	0	0	0%	0	0	0%	0	1	7
Koppl Pipeline Services, Inc.	0	0%	0	0	0%	0	2	100%	6	0	0%	0	0	0%	0	0	0%	0	2	6
KSU Corporation	0	0%	0	1	39%	144	4	84%	308	0	0%	0	0	0%	0	0	0%	0	9	369
La Tour Builders, Inc.	0	0%	0	0	0%	0	2	57%	294	0	0%	0	0	0%	0	0	0%	0	4	519
Marina Landscape	1	4%	8	0	0%	0	6	93%	199	0	0%	0	0	0%	0	0	0%	0	8	214
New Art Construction, Inc.	0	0%	0	0	0%	0	1	100%	7	0	0%	0	0	0%	0	0	0%	0	1	7
Simco Mechanical	0	0%	0	2	36%	40	7	100%	112	0	0%	0	0	0%	0	0	0%	0	7	112
Superior Door	0	0%	0	0	0%	0	0	0%	0	0	0%	0	0	0%	0	0	0%	0	3	46
Troyer Contracting, Inc.	2	6%	89	9	43%	615	21	80%	1148	0	0%	0	0	0%	0	0	0%	0	25	1430
Upland Contracting, Inc.	3	35%	78	3	2%	5	12	56%	126	0	0%	0	0	0%	0	0	0%	0	19	224

\*Percentages reflect workers who are verified as Disadvantaged by Pacific Gateway Workforce Investment Network and Veterans verified by Parsons (per COLB PLA Section 3.5 (c))



**Parsons Constructors Inc.**

100 West Walnut Street • Pasadena, California 91124 • (626) 440-3000 • Fax: (626) 440-2516

Date: February 25, 2021

To: Jenny Deneva  
American Landscape  
[jdeneva@americanlandscape.com](mailto:jdeneva@americanlandscape.com)

CC: Kelly Parkins, City of Long Beach  
Melissa Pyun, City of Long Beach  
Rasien Connelly, Parsons  
Dan Sloan, Parsons

From: Tara Neumann, Parsons  
Tara.Neumann@parsons.com

**RE: Community Economic Development Efforts at the City of Long Beach**  
Project: Central Irrigation Renovation  
Prime Contractor: American Landscape, Inc.  
Attachment: Local Hire & Disadvantaged/Veteran Worker Report

In working toward meeting the City of Long Beach's PLA goals on the City of Long Beach Central Irrigation Renovation project, we are providing you with an update of the current percentages achieved by American Landscape, Inc. and its subcontractors.

We are highlighting those contractors who are exceeding the Local Hire and Disadvantaged/Veteran Goals and those who could use a boost in increasing their numbers. I've attached a summary report for your reference which includes all CPR data received through February 20, 2021.

Project overall Local Resident Goal (40% Goal):

- 1<sup>st</sup> Tier Zip Codes (Long Beach Zip Codes): Currently 5%
- 2<sup>nd</sup> Tier Zip Codes (Gateway Cities): Currently 4%
- 3<sup>rd</sup> Tier Zip Codes (Los Angeles & Orange County – includes Long Beach & Gateway Cities Zip Codes): Currently 77%

Contractors who have submitted CPRs that are currently *exceeding* the City of Long Beach PLA Local Hire Goal of 40% are as follows:

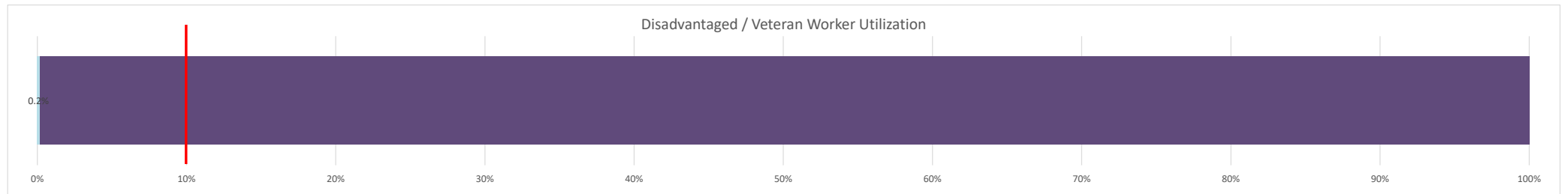
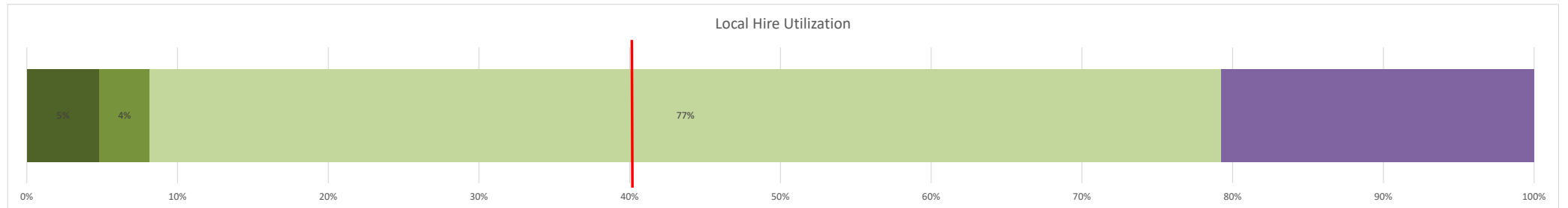
Contractor	1 <sup>st</sup> Tier Zip Codes	2 <sup>nd</sup> Tier Zip Codes	3 <sup>rd</sup> Tier Zip Codes
American Landscape, Inc.	5%	4%	76%

Disadvantaged/Veteran workers (10% Goal): **Currently 0.2%**

Total Project Hours: 4,946  
Total Disadvantaged Hours: 8  
Total Veteran Hours: 0

We look forward to working with American Landscape, Inc. toward the achievement of the City of Long Beach's PLA Local Hire and Disadvantaged/Veteran goal.

Project: City of Long Beach - Central Irrigation  
 Prime: American Landscape



	LONG BEACH RESIDENT (1st Tier)			GATEWAY CITIES RESIDENT (2nd Tier)			LA/OC RESIDENT (3rd Tier) - includes Long Beach & Gateway Zip Codes			DISADVANTAGED (Verified by Pacific Gateway)*			VETERAN (Verified by Parsons)*			DISADVANTAGED / VETERAN			TOTAL	
	# Long Beach Worker	% Hours Long Beach Residents	Hours Long Beach	# Gateway Cities Worker	% Hours Gateway Residents	Hours Gateway Cities	# LA/OC Workers	% Hours LA/OC Residents	Hours LA/OC	# Disadvantaged Workers	% Hours Disadvantaged	Hours Disadvantaged	# Veteran Workers	% Hours Veteran	Hours Veteran	# Disadvantaged / Veteran Workers	% Hours Disadvantaged / Veteran	Hours Disadvantaged / Veteran	All Workers	Total Project Hours
<b>Project Total</b>	2	5%	260	2	4%	179	12	77%	3828	1	0.2%	8	0	0%	0	1	0.2%	8	14	4946
American Landscape	2	5%	260	2	4%	179	12	77%	3828	1	0%	8	0	0%	0	1	0.2%	8	14	4946

\*Percentages reflect workers who are verified as Disadvantaged by Pacific Gateway Workforce Investment Network and Veterans verified by Parsons (per COLB PLA Section 3.5 (c))



**Parsons Constructors Inc.**

100 West Walnut Street • Pasadena, California 91124 • (626) 440-3000 • Fax: (626) 440-2516

Date: February 25, 2020

To: Bill Klorman  
WM Klorman Construction  
Bklorman@klorman.com

CC: David Kelly, Psomas  
Melissa Pyun, City of Long Beach  
Brenda Cubillo, City of Long Beach  
Rasien Connelly, Parsons  
Dan Sloan, Parsons

From: Tara Neumann, Parsons  
Tara.Neumann@parsons.com

**RE: Community Economic Development Efforts at the City of Long Beach**  
Project: City of Long Beach Civic Center Parking Structure  
Prime Contractor: WM Klorman Construction Corp.  
Attachment: Local Hire & Disadvantaged/Veteran Worker Report

In working toward meeting the City of Long Beach's PLA goals on the City of Long Beach Civic Center Parking Structure project, we are providing you with an update of the current percentages achieved by WM Klorman Construction Corp and its subcontractors.

We are highlighting those contractors who are exceeding the Local Hire and Disadvantaged/Veteran Goals and those who could use a boost in increasing their numbers. I've attached a summary report for your reference which includes all CPR data received through February 20, 2021.

Project overall Local Resident Goal (40% Goal):

- 1<sup>st</sup> Tier Zip Codes (Long Beach Zip Codes): Currently 6%
- 2<sup>nd</sup> Tier Zip Codes (Gateway Cities): Currently 18%
- 3<sup>rd</sup> Tier Zip Codes (Los Angeles & Orange County – includes Long Beach & Gateway Cities Zip Codes): Currently 77%

Contractors who have submitted CPRs that are currently *exceeding* the City of Long Beach PLA Local Hire Goal of 40% are as follows:

Contractor	1 <sup>st</sup> Tier Zip Codes	2 <sup>nd</sup> Tier Zip Codes	3 <sup>rd</sup> Tier Zip Codes
WM Klorman	All Work Subcontracted		
Apollo Electric	0%	0%	77%
Cal Pac Sheet Metal, Inc.	0%	0%	100%
Calcoast Steel, Inc.	0%	0%	53%
California Fire Protection Sprinkler	0%	0%	100%
CA Signs	0%	0%	100%
Choice Drilling	0%	0%	100%
Condon Johnson & Associates, Inc.	0%	50%	71%
Don Brandel Plumbing, Inc.	0%	14%	100%
Ground Penetrating Radar Systems	100%	0%	100%



<b>RE:</b>	<b>Community Economic Development Efforts through February 20, 2021</b>
Project:	City of Long Beach Civic Center Parking Structure
Prime Contractor:	WM Klorman Construction Corp.

Contractor	1 <sup>st</sup> Tier Zip Codes	2 <sup>nd</sup> Tier Zip Codes	3 <sup>rd</sup> Tier Zip Codes
Hamilton Excavating, Inc.	0%	0%	100%
Hydraulic Crane LLC	13%	34%	81%
ISR Painting	0%	14%	100%
J's Pipeline	0%	0%	90%
JLS Concrete Pumping	14%	0%	72%
Masonry Concepts, Inc.	0%	26%	74%
Middle Earth Geo Testing	0%	50%	100%
Otis Elevator Company	0%	0%	71%
Pacific Waterproofing	0%	0%	65%
Precision Doors & Millwork	0%	0%	100%
Psomas	26%	68%	100%
Stantru Resources, Inc.	6%	22%	75%
Twining, Inc.	26%	4%	90%
Unified Inspection & Testing	0%	0%	100%
Westco Service Company	0%	7%	100%
Wreck Age Demolition	14%	6%	91%

Contractors have submitted Certified Payroll Reports and who are **below 40%** of the PLA Local Hire (Los Angeles & Orange County) Goal:

Contractor	1 <sup>st</sup> Tier Zip Codes	2 <sup>nd</sup> Tier Zip Codes	3 <sup>rd</sup> Tier Zip Codes
Doty Brothers Equipment	0%	4%	<b>32%</b>
J & B Engineers Surveyors	0%	0%	<b>0%</b>

Disadvantaged/Veteran workers (10% Goal): **Currently 4%**

Total Project Hours: 31,329  
 Total Disadvantaged Hours: 0  
 Total Veteran Hours: 1,142

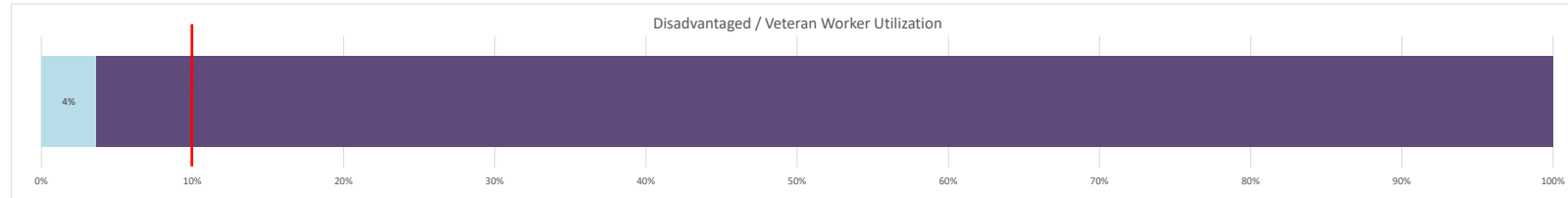
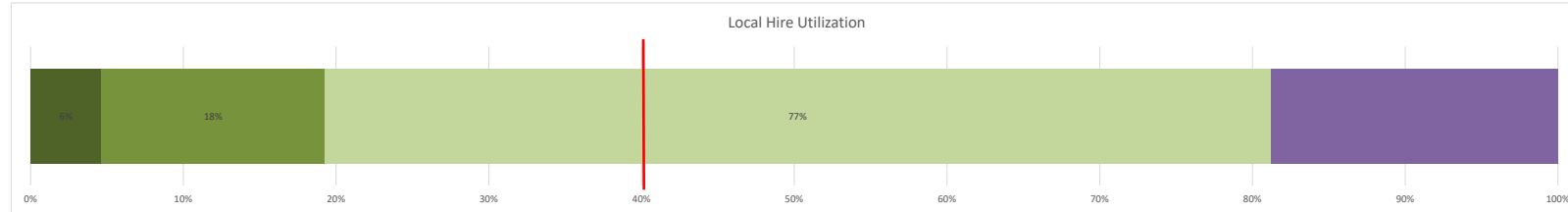
Contractors who are working toward and exceeding the **PLA Disadvantaged/Veteran goal of 10%**:  
*(percentages reflect workers who are verified as Disadvantaged or Veteran for the hours performed by each contractor)*

- Apollo Electric: 19%
- Stantru Resources: 4%
- Twining 3%

The remaining contractors working on this project have 0% verified worker hours that count toward the 10% PLA Disadvantaged / Veteran goal *(percentages reflect workers who are verified as Disadvantaged by Pacific Gateway Workforce Investment Network and Veterans verified by Parsons).*

We look forward to working with WM Klorman Construction Corp. toward the achievement of the City of Long Beach's PLA Local Hire and Disadvantaged/Veteran goal.

Project: City of Long Beach - Civic Center Parking Structure  
 Prime: WM Klorman Construction Corp.



	LONG BEACH RESIDENT (1st Tier)			GATEWAY CITIES RESIDENT (2nd Tier)			LA/OC RESIDENT (3rd Tier) - Includes Long Beach & Gateway Zip Codes			DISADVANTAGED (Verified by Pacific Gateway)*			VETERAN (Verified by Parsons)*			DISADVANTAGED / VETERAN			TOTAL	
	# Long Beach Worker	% Hours Long Beach Residents	Hours Long Beach	# Gateway Cities Worker	% Hours Gateway Residents	Hours Gateway Cities	# LA/OC Workers	% Hours LA/OC Residents	Hours LA/OC	# Disadvantaged Workers	% Hours Disadvantaged	Hours Disadvantaged	# Veteran Workers	% Hours Veteran	Hours Veteran	# Disadvantaged / Veteran Workers	% Hours Disadvantaged / Veteran	Hours Disadvantaged / Veteran	All Workers	Total Project Hours
<b>Project Total</b>	<b>21</b>	<b>6%</b>	<b>1808</b>	<b>50</b>	<b>18%</b>	<b>5664</b>	<b>251</b>	<b>77%</b>	<b>24029</b>	<b>0</b>	<b>0%</b>	<b>0</b>	<b>3</b>	<b>4%</b>	<b>1,142</b>	<b>3</b>	<b>4%</b>	<b>1,142</b>	<b>347</b>	<b>31329</b>
<b>WM Klorman Construction</b>																				
Apollo Electric	1	0%	4	0	0%	0	7	77%	1532	0	0%	0	1	19%	374	1	19%	374	14	1988
Cal Pac Sheet Metal, Inc.	0	0%	0	0	0%	0	2	100%	21	0	0%	0	0	0%	0	0	0%	0	1	21
Calcoast Steel, Inc.	0	0%	0	0	0%	0	3	53%	272	0	0%	0	0	0%	0	0	0%	0	6	514
California Fire Protection Sprinkler Co.	0	0%	0	0	0%	0	3	100%	472	0	0%	0	0	0%	0	0	0%	0	3	472
CA Signs	0	0%	0	0	0%	0	4	100%	20	0	0%	0	0	0%	0	0	0%	0	4	20
Choice Drilling, Inc.	0	0%	0	0	0%	0	1	100%	15	0	0%	0	0	0%	0	0	0%	0	1	15
Condon Johnson & Associates, Inc.	0	0%	0	3	50%	154	6	71%	219	0	0%	0	0	0%	0	0	0%	0	8	310
Don Brandel Plumbing, Inc.	0	0%	0	4	14%	84	9	100%	577	0	0%	0	0	0%	0	0	0%	0	9	577
Doty Brothers Equipment	0	0%	0	1	4%	9	4	32%	70	0	0%	0	0	0%	0	0	0%	0	6	222
Ground Penetrating Radar Systems, LLC	1	100%	24	0	0%	0	1	100%	24	0	0%	0	0	0%	0	0	0%	0	1	24
Hamilton Excavating, Inc.	0	0%	0	0	0%	0	1	100%	56	0	0%	0	0	0%	0	0	0%	0	0	56
Hydraulic Crane LLC	1	13%	13	1	34%	32	5	81%	76	0	0%	0	0	0%	0	0	0%	0	6	94
ISR Painting & Wallcovering	0	0%	0	1	14%	52	6	100%	364	0	0%	0	0	0%	0	0	0%	0	6	364
J & B Engineers Surveyors	0	0%	0	0	0%	0	0	0%	0	0	0%	0	0	0%	0	0	0%	0	1	14
J's Pipeline, Inc.	0	0%	0	0	0%	0	4	90%	251	0	0%	0	0	0%	0	0	0%	0	5	278
JLS Concrete Pumping	1	14%	39	0	0%	0	10	72%	194	0	0%	0	0	0%	0	0	0%	0	15	268
Masonry Concepts, Inc.	0	0%	0	6	26%	534	23	74%	1487	0	0%	0	0	0%	0	0	0%	0	31	2022
Middle Earth Geo Testing, Inc.	0	0%	0	1	50%	5	2	100%	9	0	0%	0	0	0%	0	0	0%	0	2	9
Otis Elevator Company	0	0%	0	0	0%	0	5	71%	215	0	0%	0	0	0%	0	0	0%	0	6	301
Pacific Waterproofing & Restoration, Inc.	0	0%	0	0	0%	0	3	65%	103	0	0%	0	0	0%	0	0	0%	0	5	157
Precision Doors & Millwork	0	0%	0	0	0%	0	1	100%	8	0	0%	0	0	0%	0	0	0%	0	1	8
Psomas	1	26%	23	4	68%	61	6	100%	90	0	0%	0	0	0%	0	0	0%	0	6	90
Stantru Resources, Inc.	8	6%	1271	24	22%	4610	108	75%	15706	0	0%	0	1	4%	741	1	4%	741	166	21031
Twining, Inc.	3	26%	223	3	4%	31	19	90%	779	0	0%	0	1	3%	27	1	3%	27	24	870
Unified Inspection & Testing, Inc.	0	0%	0	0	0%	0	1	100%	16	0	0%	0	0	0%	0	0	0%	0	1	16
Westco Service Company	0	0%	0	1	7%	8	6	100%	113	0	0%	0	0	0%	0	0	0%	0	6	113
Wreck Age Demolition, Inc.	5	14%	212	1	6%	86	11	91%	1342	0	0%	0	0	0%	0	0	0%	0	13	1478

\*Percentages reflect workers who are verified as Disadvantaged by Pacific Gateway Workforce Investment Network and Veterans verified by Parsons (per COLB PLA Section 3.5 (c))





**Parsons Constructors Inc.**

100 West Walnut Street • Pasadena, California 91124 • (626) 440-3000 • Fax: (626) 440-2516

Date: February 26, 2021

To: Jose Acosta  
Swinerton Builders  
jacosta@swinerton.com

From: Tara Neumann, Parsons  
Tara.Neumann@parsons.com

CC: Edward Einem, Swinerton Builders  
Lupe Navarro, Swinerton Builders  
Virginia Mercado, Swinerton Builders  
Richard Panos, Anser Advisory  
Jared Kemp, Anser Advisory  
Melissa Pyun, City of Long Beach  
Rasien Connelly, Parsons  
Dan Sloan, Parsons

**RE: Community Economic Development Efforts at the City of Long Beach**  
Project: City of Long Beach Airport Terminal Improvements Phase II  
Prime Contractor: Swinerton Builders  
Attachment: Local Hire & Disadvantaged/Veteran Worker Report

In working toward meeting the City of Long Beach's PLA goals on the City of Long Beach Airport Terminal Improvements Phase II project, we are providing you with an update of the current percentages achieved by Swinerton Builders and its subcontractors.

We are highlighting those contractors who are exceeding the Local Hire and Disadvantaged/Veteran Goals and those who could use a boost in increasing their numbers. I've attached a summary report for your reference which includes all CPR data received through February 20, 2021.

Project overall Local Resident Goal (40% Goal):

- 1<sup>st</sup> Tier Zip Codes (Long Beach Zip Codes): Currently 8%
- 2<sup>nd</sup> Tier Zip Codes (Gateway Cities): Currently 25%
- 3<sup>rd</sup> Tier Zip Codes (Los Angeles & Orange County – includes Long Beach & Gateway Cities Zip Codes): Currently 81%

Contractors who have submitted CPRs that are currently *exceeding* the City of Long Beach PLA Local Hire Goal of 40% are as follows:

Contractor	1 <sup>st</sup> Tier Zip Codes	2 <sup>nd</sup> Tier Zip Codes	3 <sup>rd</sup> Tier Zip Codes
Swinerton	0%	13%	77%
Acco Engineered Systems	37%	11%	72%
Advanced Cable Solutions, Inc.	0%	100%	100%
Altitude, Inc.	40%	26%	100%
Baker Electric	24%	6%	93%
Bali Construction	0%	41%	89%
California Hi-Tech Flooring, Inc.	0%	25%	63%
Center Concrete Cutting	0%	0%	100%



**RE: Community Economic Development Efforts through February 20, 2021**

Project: Long Beach Airport Terminal Phase II  
 Prime Contractor: Swinerton Builders

Contractor	1 <sup>st</sup> Tier Zip Codes	2 <sup>nd</sup> Tier Zip Codes	3 <sup>rd</sup> Tier Zip Codes
Connor Concrete Cutting (JMH)	0%	100%	100%
Connor Concrete Cutting (Power1)	0%	64%	64%
Control Air Enterprises, Inc.	0%	4%	99%
Crown Fence	0%	25%	88%
Dinamic Mod Construction	0%	0%	48%
Environmental Construction	2%	19%	81%
Ethos Energy Field Services	0%	37%	97%
Foundation Service Corp.	19%	21%	86%
GGG Demolition, Inc.	1%	14%	85%
Gregg Electric, Inc.	49%	6%	62%
JLS Concrete Pumping	56%	0%	100%
JMH Engineering sub to Baker	12%	57%	95%
JMH Engineering sub to Sasco	0%	68%	100%
Kehoe Testing	27%	0%	100%
Leko Construction	0%	43%	77%
Marina Landscape	0%	0%	41%
Matt Chlor, Inc.	0%	1%	56%
Mike Zarp, Inc.	0%	0%	68%
Mike Zarp, Inc. sub to Control Air	0%	0%	50%
Murray Company	0%	19%	59%
Myers & Sons Hi-Way Safety, Inc.	0%	0%	100%
Ondatje Plastering Contracting	0%	0%	50%
Palp, Inc. dba Excel	23%	21%	100%
Penhall (sub to GGG Demo)	0%	0%	93%
Penhall (sub to Power One, LLC)	0%	23%	100%
Performance Contracting, Inc.	0%	0%	100%
Phoenix Landscape	0%	0%	40%
Power One	0%	18%	63%
Quality Production Services, Inc.	0%	22%	84%
Sasco	11%	73%	98%
The McIntyre Company	13%	0%	56%
Vertical Access, Inc.	0%	0%	100%
Vertical sub to Quality Production	0%	0%	54%

Contractors have submitted Certified Payroll Reports and who are **below 40%** of the PLA Local Hire (Los Angeles & Orange County) Goal:

Contractor	1 <sup>st</sup> Tier Zip Codes	2 <sup>nd</sup> Tier Zip Codes	3 <sup>rd</sup> Tier Zip Codes
Architectural Design & Signs	0%	0%	0%
Badger Daylighting Corp.	0%	0%	0%
Best Contracting Services, Inc.	0%	0%	0%
Boston Barricade	0%	0%	0%
C Below	0%	0%	32%
Geoboden	0%	0%	34%
Green Vista Landscape	0%	0%	0%
Pavement Recycling Systems	0%	0%	0%
Penhall (sub to Murray Company)	0%	0%	0%
Quality Rebar	0%	0%	0%



<b>RE:</b>	<b>Community Economic Development Efforts through February 20, 2021</b>
Project:	Long Beach Airport Terminal Phase II
Prime Contractor:	Swinerton Builders

<b>Contractor</b>	<b>1<sup>st</sup> Tier Zip Codes</b>	<b>2<sup>nd</sup> Tier Zip Codes</b>	<b>3<sup>rd</sup> Tier Zip Codes</b>
Quality Reinforcing	0%	0%	<b>1%</b>
RJ Noble	0%	0%	<b>28%</b>

Disadvantaged/Veteran workers (10% Goal): **Currently 1%**

Total Project Hours: 41,262

Total Disadvantaged Hours: 0

Total Veteran Hours: 359

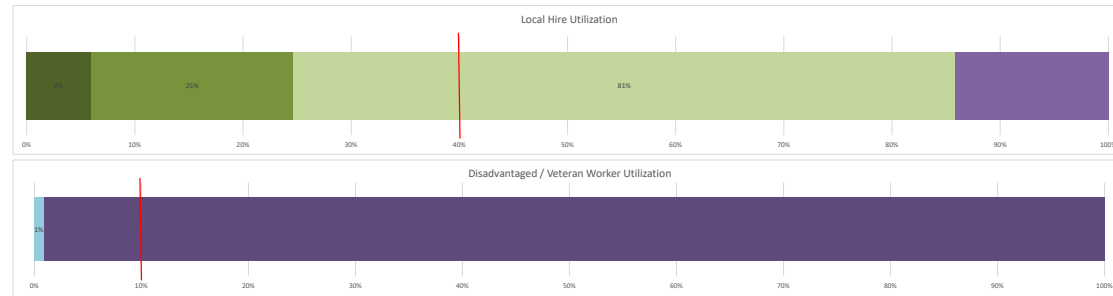
Contractors who are working toward and exceeding the **PLA Disadvantaged/Veteran goal of 10%**:  
*(percentages reflect workers who are verified as Disadvantaged or Veteran for the hours performed by each contractor)*

- Bali Construction: 7%
- Foundation Service: 14%
- Murray Company: 1%

The remaining contractors working on this project have 0% verified worker hours that count toward the 10% PLA Disadvantaged / Veteran goal *(percentages reflect workers who are verified as Disadvantaged by Pacific Gateway Workforce Investment Network and Veterans verified by Parsons)*.

We look forward to working with Swinerton Builders toward the achievement of the City of Long Beach's PLA Local Hire and Disadvantaged/Veteran goal.

Project: LB Airport Terminal Improvements Phase 2  
 Prime: Swinerton



	LONG BEACH RESIDENT (1st Tier)			GATEWAY CITIES RESIDENT (2nd Tier)			LA/OC RESIDENT (3rd Tier) - Includes Long Beach & Gateway City Cities			DISADVANTAGED (Verified by Pacific Gateway)**			VETERAN (Verified by Parsons)*			DISADVANTAGED / VETERAN			TOTAL	
	# Long Beach Worker	% Hours Long Beach Residents	Hours Long Beach	# Gateway Cities Worker	% Hours Gateway Residents	Hours Gateway Cities	# LA/OC Workers	% Hours LA/OC Residents	Hours LA/OC	# Disadvantaged Workers	% Hours Disadvantaged	Hours Disadvantaged	# Veteran Workers	% Hours Veteran	Hours Veteran	# Disadvantaged / Veteran Worker	% Hours Disadvantaged / Veteran	Hours Disadvantaged / Veteran	All Workers	Total Project Hours
<b>Project Total</b>	<b>80</b>	<b>8%</b>	<b>3250</b>	<b>100</b>	<b>25%</b>	<b>10278</b>	<b>358</b>	<b>81%</b>	<b>83501</b>	<b>0</b>	<b>0%</b>	<b>0</b>	<b>3</b>	<b>0.0%</b>	<b>309</b>	<b>3</b>	<b>1%</b>	<b>309</b>	<b>548</b>	<b>43202</b>
Swinerton	0	0%	0	10	13%	574	25	77%	3353	0	0%	0	0	0%	0	0	0%	0	38	4331
ACC0 Engineered Systems	2	37%	112	1	11%	35	8	72%	221	0	0%	0	0	0%	0	0	0%	0	12	306
Advanced Cable Solutions, Inc.	0	0%	0	3	100%	87	3	100%	87	0	0%	0	0	0%	0	0	0%	0	3	87
Altitude, Inc.	8	40%	144	3	26%	92	15	100%	358	0	0%	0	0	0%	0	0	0%	0	15	358
Architectural Design and Sins	0	0%	0	0	0%	0	0	0%	0	0	0%	0	0	0%	0	0	0%	0	4	40
Badger Daylighting Corp.	0	0%	0	0	0%	0	0	0%	0	0	0%	0	0	0%	0	0	0%	0	1	6
Bali Construction, Inc.	0	0%	0	11	41%	1410	31	89%	3071	0	0%	0	1	7%	243	1	7%	243	46	3444
Baker Electric	3	24%	1825	4	6%	499	16	93%	7150	0	0%	0	0	0%	0	0	0%	0	23	7726
Best Contracting Services, Inc.	0	0%	0	0	0%	0	0	0%	0	0	0%	0	0	0%	0	0	0%	0	2	16
Boston Barricade	0	0%	0	0	0%	0	0	0%	0	0	0%	0	0	0%	0	0	0%	0	10	117
C Below	0	0%	0	0	0%	0	3	32%	57	0	0%	0	0	0%	0	0	0%	0	8	175
California Hi-Tech Flooring, Inc.	0	0%	0	1	23%	16	3	63%	40	0	0%	0	0	0%	0	0	0%	0	6	64
Center Concrete Cutting, Inc.	0	0%	0	0	0%	0	1	100%	4	0	0%	0	0	0%	0	0	0%	0	1	4
Connor Concrete Cutting & Coring (IMH)	0	0%	0	1	100%	63	1	100%	63	0	0%	0	0	0%	0	0	0%	0	1	63
Connor Concrete Cutting & Coring (Power One)	0	0%	0	1	64%	7	1	64%	7	0	0%	0	0	0%	0	0	0%	0	2	11
Control Air Enterprises, Inc.	0	0%	0	1	4%	8	3	99%	190	0	0%	0	0	0%	0	0	0%	0	4	192
Crown Fence	0	0%	0	8	25%	220	21	88%	765	0	0%	0	0	0%	0	0	0%	0	26	867
Dynamic Mod Construction	0	0%	0	0	0%	0	3	48%	88	0	0%	0	0	0%	0	0	0%	0	6	184
Environmental Construction Group, Inc.	1	2%	59	9	19%	671	28	81%	2924	0	0%	0	0	0%	0	0	0%	0	33	1588
Ethos Energy Field Services	0	0%	0	2	37%	181	6	97%	469	0	0%	0	0	0%	0	0	0%	0	8	483
Foundation Service Corp.	1	19%	56	1	21%	60	4	86%	247	0	0%	0	1	14%	42	1	14%	42	5	289
Geoboden	0	0%	0	0	0%	0	1	34%	18	0	0%	0	0	0%	0	0	0%	0	3	53
GGG Demolition, Inc.	2	1%	24	8	14%	229	29	85%	1421	0	0%	0	0	0%	0	0	0%	0	38	1677
Greec Electric, Inc.	1	49%	141	1	6%	16	3	62%	181	0	0%	0	0	0%	0	0	0%	0	4	290
Green Vista Landscape	0	0%	0	0	0%	0	0	0%	0	0	0%	0	0	0%	0	0	0%	0	2	16
H.S. Concrete Pumping	1	56%	24	0	0%	0	4	100%	43	0	0%	0	0	0%	0	0	0%	0	4	43
IMH Engineering sub to Baker	5	12%	525	8	57%	2401	19	95%	4008	0	0%	0	0	0%	0	0	0%	0	24	4220
IMH Engineering sub to Sasco	0	0%	0	2	68%	26	4	100%	38	0	0%	0	0	0%	0	0	0%	0	4	38
Keboe Testing	1	27%	6	0	0%	0	3	100%	22	0	0%	0	0	0%	0	0	0%	0	3	22
Lebo Construction, Inc.	0	0%	0	2	43%	80	4	77%	144	0	0%	0	0	0%	0	0	0%	0	5	188
Marina Landscape, Inc.	0	0%	0	0	0%	0	3	41%	17	0	0%	0	0	0%	0	0	0%	0	6	41
Matt Chior, Inc.	0	0%	0	0	0%	0	1	56%	8	0	0%	0	0	0%	0	0	0%	0	3	14
Mike Zarg, Inc. sub to Swinerton	0	0%	0	0	0%	0	6	68%	229	0	0%	0	0	0%	0	0	0%	0	13	335
Mike Zarg, Inc. sub to Control Air Enterprises	0	0%	0	0	0%	0	1	50%	8	0	0%	0	0	0%	0	0	0%	0	2	16
Murray Company	0	0%	0	6	19%	1038	23	59%	3171	0	0%	0	1	1%	74	1	1%	74	45	5332
Myers & Sons Hi-Way Safety, Inc.	0	0%	0	0	0%	0	2	100%	30	0	0%	0	0	0%	0	0	0%	0	2	30
Osafate Plastering Contracting	0	0%	0	0	0%	0	1	50%	19	0	0%	0	0	0%	0	0	0%	0	2	38
Pap, Inc. -dba Excel Painting	2	22%	26	2	21%	24	11	100%	115	0	0%	0	0	0%	0	0	0%	0	11	115
Pavement Recycling Systems	0	0%	0	0	0%	0	0	0%	0	0	0%	0	0	0%	0	0	0%	0	1	9
Penthal sub to GGG Demolition	0	0%	0	0	0%	0	5	93%	97	0	0%	0	0	0%	0	0	0%	0	6	104
Penthal sub to Murray Company	0	0%	0	0	0%	0	0	0%	0	0	0%	0	0	0%	0	0	0%	0	1	4
Penthal sub to Power One, LLC	0	0%	0	1	23%	8	2	100%	36	0	0%	0	0	0%	0	0	0%	0	2	36
Performance Contracting, Inc.	0	0%	0	0	0%	0	2	100%	61	0	0%	0	0	0%	0	0	0%	0	2	61
Phoenix Landscape	0	0%	0	0	0%	0	2	40%	10	0	0%	0	0	0%	0	0	0%	0	4	25
Power One, LLC	0	0%	0	3	18%	311	16	63%	1081	0	0%	0	0	0%	0	0	0%	0	27	1718
Quality Production Services, Inc.	0	0%	0	3	22%	215	14	84%	833	0	0%	0	0	0%	0	0	0%	0	18	989
Quality Rebar, Inc.	0	0%	0	0	0%	0	0	0%	0	0	0%	0	0	0%	0	0	0%	0	6	41
Quality Reinforcing	0	0%	0	0	0%	0	1	1%	6	0	0%	0	0	0%	0	0	0%	0	20	460
SJ Noble	0	0%	0	0	0%	0	2	28%	16	0	0%	0	0	0%	0	0	0%	0	5	57
Sasco	1	11%	293	8	73%	2008	20	98%	2672	0	0%	0	0	0%	0	0	0%	0	22	2734
The McIntyre Company	1	13%	16	0	0%	0	2	56%	70	0	0%	0	0	0%	0	0	0%	0	3	124
Vertical Access, Inc.	0	0%	0	0	0%	0	3	100%	24	0	0%	0	0	0%	0	0	0%	0	3	24
Vertical Access, Inc. sub to Quality Production	0	0%	0	0	0%	0	2	54%	34	0	0%	0	0	0%	0	0	0%	0	3	63

\*Percentages reflect workers who are verified as Disadvantaged by Pacific Gateway Workforce Investment Network and Veterans verified by Parsons (per CDB PLA Section 3.5 (c))



**Parsons Constructors Inc.**

100 West Walnut Street • Pasadena, California 91124 • (626) 440-3000 • Fax: (626) 440-2516

Date: February 25, 2021

To: Tom Luby  
General Consolidated Constructors  
tom@gcc-inc.us

CC: Karina Chavez, General Consolidated  
Michelle Harati, Harati Solutions  
Tony Resendez, City of Long Beach  
Melissa Pyun, City of Long Beach  
Dan Sloan, Parsons  
Don Maurer, Parsons  
Rasien Connelly, Parsons

From: Tara Neumann, Parsons  
Tara.Neumann@parsons.com

**RE: Community Economic Development Efforts at the City of Long Beach**  
**Project: Granada / Junipero Beach Concession Renovations & Site Improvements**  
**Prime Contractor: General Consolidated Constructors**  
**Attachment: Local Hire & Disadvantaged/Veteran Worker Report**

In working toward meeting the City of Long Beach's PLA goals on the City of Long Beach Granada / Junipero Beach Concession Renovations and Site Improvements project, we are providing you with an update of the current percentages achieved by General Consolidated Constructors and its subcontractors.

We are highlighting those contractors who are exceeding the Local Hire and Disadvantaged/Veteran Goals and those who could use a boost in increasing their numbers. I've attached a summary report for your reference which includes all CPR data received through February 20, 2021.

This project is funded with Tidelands funds, therefore the COLB, PLA Article 3, Section 3.5(a)(1) is applicable. "Where Project Work is funded in full or in part by the State of California Tidelands funds, the term Local Resident, as used in this section shall mean an individual whose primary place of residence is within the Counties of Los Angeles or Orange".

**Project overall Local Resident Goal (40% Goal):**

- 3<sup>rd</sup> Tier Zip Codes (Los Angeles & Orange County – includes Long Beach & Gateway Cities Zip Codes): Currently 67%
- 1<sup>st</sup> Tier Zip Codes: (Long Beach Zip Codes): Currently 14%
- 2<sup>nd</sup> Tier Zip Codes (Gateway Cities): Currently 13%

Contractors who have submitted CPRs that are currently *exceeding* the City of Long Beach PLA Local Hire Goal of 40% are as follows:

Contractor	1 <sup>st</sup> Tier Zip Codes	2 <sup>nd</sup> Tier Zip Codes	3 <sup>rd</sup> Tier Zip Codes
General Consolidated Constructors	13%	15%	64%
Merli Concrete Pumping	20%	0%	95%
Ortco, Inc.	0%	52%	100%
T.J. Janca Construction	31%	0%	100%
The Blakely Co., Inc.	0%	0%	100%



**RE:** Community Economic Development Efforts through February 20, 2021  
**Project:** City of Long Beach Granada / Junipero Beach Concession  
**Prime Contractor:** General Consolidated Constructors

Contractors have submitted Certified Payroll Reports and who are **below 40%** of the PLA Local Hire (Los Angeles & Orange County) Goal:

Contractor	1 <sup>st</sup> Tier Zip Codes	2 <sup>nd</sup> Tier Zip Codes	3 <sup>rd</sup> Tier Zip Codes
Big Bear Electric	0%	10%	<b>0%</b>
Ondatje Contracting Inc.	0%	0%	<b>11%</b>
On Point Land Surveying	0%	0%	<b>0%</b>

Disadvantaged/Veteran workers (10% Goal): **Currently 6%**

Total Project Hours: 11,519

Total Disadvantaged Hours: 0

Total Veteran Hours: 659

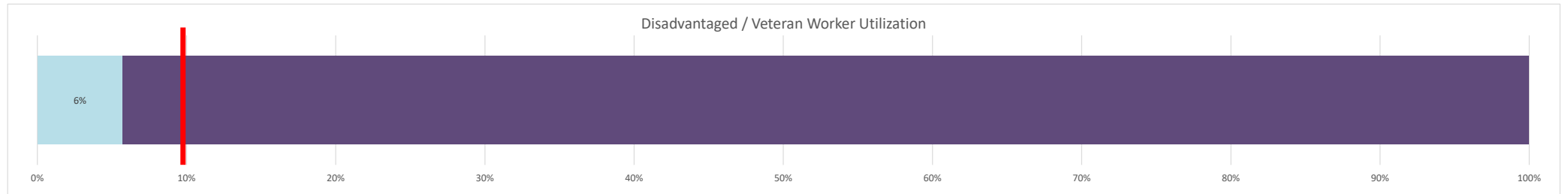
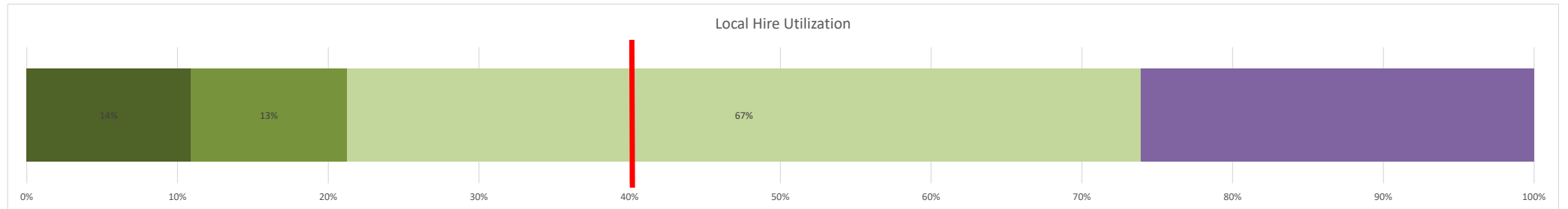
Contractors who are working toward and exceeding the **PLA Disadvantaged/Veteran goal of 10%:** *(percentages reflect workers who are verified as Disadvantaged or Veteran for the hours performed by each contractor)*

- General Consolidated Constructors: 6%

The remaining contractors working on this project have 0% verified worker hours that count toward the 10% PLA Disadvantaged / Veteran goal *(percentages reflect workers who are verified as Disadvantaged by Pacific Gateway Workforce Investment Network and Veterans verified by Parsons as per COLB PLA Section 3.5 (c)).*

We look forward to working with General Consolidated Constructors toward the achievement of the City of Long Beach's PLA Local Hire and Disadvantaged/Veteran goal.

Project: City of Long Beach - Granada / Junipero Beach Concession Renovations & Site Improvements  
 Prime: General Consildated Constructors



	LONG BEACH RESIDENT (1st Tier)			GATEWAY CITIES RESIDENT (2nd Tier)			LA/OC RESIDENT (3rd Tier) - includes Long Beach & Gateway Zip Codes			DISADVANTAGED (Verified by Pacific Gateway)*			VETERAN (Verified by Parsons)*			DISADVANTAGED / VETERAN			TOTAL	
	# Long Beach Worker	% Hours Long Beach Residents	Hours Long Beach	# Gateway Cities Worker	% Hours Gateway Residents	Hours Gateway Cities	# LA/OC Workers	% Hours LA/OC Residents	Hours LA/OC	# Disadvantaged Workers	% Hours Disadvantaged	Hours Disadvantaged	# Veteran Workers	% Hours Veteran	Hours Veteran	# Disadvantaged / Veteran Workers	% Hours Disadvantaged / Veteran	Hours Disadvantaged / Veteran	All Workers	Total Project Hours
<b>Project Total</b>	<b>13</b>	<b>14%</b>	<b>1592</b>	<b>14</b>	<b>13%</b>	<b>1517</b>	<b>71</b>	<b>67%</b>	<b>7703</b>	<b>0</b>	<b>0%</b>	<b>0</b>	<b>1</b>	<b>6%</b>	<b>659</b>	<b>1</b>	<b>6%</b>	<b>659</b>	<b>95</b>	<b>11519</b>
General Consildated Constructors	9	13%	1293	13	15%	1510	46	64%	6512	0	0%	0	1	6%	659	1	6%	659	62	10147
Big Bear Electric	0	0%	0	0	0%	0	0	0%	0	0	0%	0	0	0%	0	0	0%	0	3	39
Merli Concrete Pumping	2	20%	32	0	0%	0	12	95%	152	0	0%	0	0	0%	0	0	0%	0	13	161
Ondatje Contracting, Inc.	0	0%	0	0	0%	0	1	11%	11	0	0%	0	0	0%	0	0	0%	0	4	101
On Point Land Surveying, Inc.	0	0%	0	0	0%	0	0	0%	0	0	0%	0	0	0%	0	0	0%	0	1	44
Ortco, Inc.	0	0%	0	1	52%	7	2	100%	13	0	0%	0	0	0%	0	0	0%	0	2	13
The Blakely Co., Inc.	0	0%	0	0	0%	0	2	100%	164	0	0%	0	0	0%	0	0	0%	0	2	164
TJ Janca Construction	2	31%	267	0	0%	0	8	100%	851	0	0%	0	0	0%	0	0	0%	0	8	851

\*Percentages refelct workers who are verified as Disadvantaged by Pacific Gateway Workforce Investment Network and Veterans verified by Parsons (per COLB PLA Section 3.5 (c))