



Parsons Constructors Inc.

100 West Walnut Street • Pasadena, California 91124 • (626) 440-3000 • Fax: (626) 440-2516

Date: July 25, 2021

To: Kevin Shirali
 Klassic Engineering & Construction
 klassicplans@gmail.com

CC: Gina Tak, Klassic Engineering
 Dino D’Emilia, Ardurra
 Dustin Blackwell, Ardurra
 Angelica Dominguez, City of Long Beach
 Tony Resendez, City of Long Beach
 Melissa Pyun, City of Long Beach
 Dan Sloan, Parsons

From: Tara Neumann, Parsons
 Tara.Neumann@parsons.com

RE: Community Economic Development Efforts at the City of Long Beach
Project: City of Long Beach Alamitos Beach Concession Building
Prime Contractor: Klassic Engineering & Construction, Inc.
Attachment: Local Hire & Disadvantaged/Veteran Worker Report

In working toward meeting the City of Long Beach's PLA goals on the City of Long Beach Alamitos Beach Concession Building project, we are providing you with an update of the current percentages achieved by Klassic Engineering & Construction, Inc. and its subcontractors.

We are highlighting those contractors who are exceeding the Local Hire and Disadvantaged/Veteran Goals and those who could use a boost in increasing their numbers. I've attached a summary report for your reference which includes all CPR data received through July 20, 2021.

This project is funded with Tidelands funds, therefore the COLB, PLA Article 3, Section 3.5(a)(1) is applicable. “Where Project Work is funded in full or in part by the State of California Tidelands funds, the term Local Resident, as used in this section shall mean an individual whose primary place of residence is within the Counties of Los Angeles or Orange”.

Project overall Local Resident Goal (40% Goal):

- 3rd Tier Zip Codes (Los Angeles & Orange County – includes Long Beach & Gateway Cities Zip Codes): Currently 66%
- 1st Tier Zip Codes: (Long Beach Zip Codes): Currently 7%
- 2nd Tier Zip Codes (Gateway Cities): Currently 21%

Contractors who have submitted CPRs that are currently *exceeding* the City of Long Beach PLA Local Hire Goal of 40% are as follows:

Contractor	1 st Tier Zip Codes	2 nd Tier Zip Codes	3 rd Tier Zip Codes
Klassic Engineering & Construction	11%	17%	63%
Abdellatif Enterprises, Inc.	3%	34%	79%
Alliance Electric	25%	5%	97%
Apex Fire Protection, Inc.	9%	0%	100%
Karcher Insulation	0%	0%	100%
Koppl Pipeline Services	0%	0%	100%



RE:	Community Economic Development Efforts through July 20, 2021
Project:	City of Long Beach Alamitos Beach Concession Building
Prime Contractor:	Klassic Engineering & Construction, Inc.

Contractor	1 st Tier Zip Codes	2 nd Tier Zip Codes	3 rd Tier Zip Codes
KSU Corporation	0%	38%	84%
La Tour Builders, Inc.	0%	0%	63%
Marina Landscape	2%	5%	81%
New Art Construction, Inc.	0%	0%	100%
PGC Construction Inc.	0%	16%	44%
Schindler Elevator Corp.	0%	0%	50%
Simco Mechanical	0%	36%	100%
Troyer Contracting, Inc.	6%	42%	77%
Upland Contracting, Inc.	35%	2%	56%

Contractors have submitted Certified Payroll Reports and who are **below 40%** of the PLA Local Hire (Los Angeles & Orange County) Goal:

Contractor	1 st Tier Zip Codes	2 nd Tier Zip Codes	3 rd Tier Zip Codes
Demolition Specialists, Inc.	0%	0%	14%
Fusion Sign & Design	0%	0%	36%
JA Lynch Masonry, Inc.	0%	15%	39%
J & C Environmental	0%	0%	0%
Superior Door	0%	17%	17%

Disadvantaged/Veteran workers (10% Goal): **Currently 7%**

Total Project Hours: 18,401
 Total Disadvantaged Hours: 0
 Total Veteran Hours: 1,294

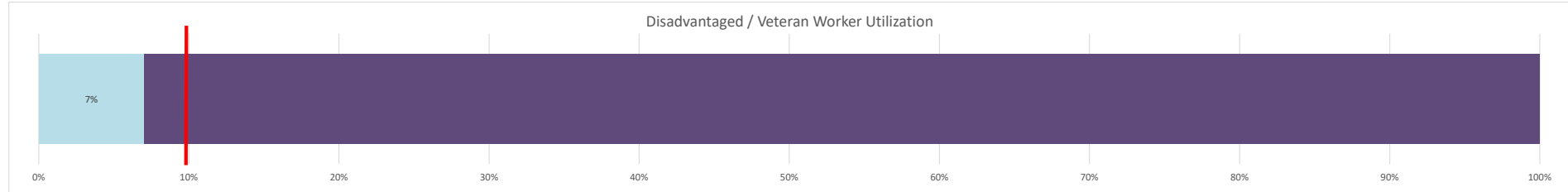
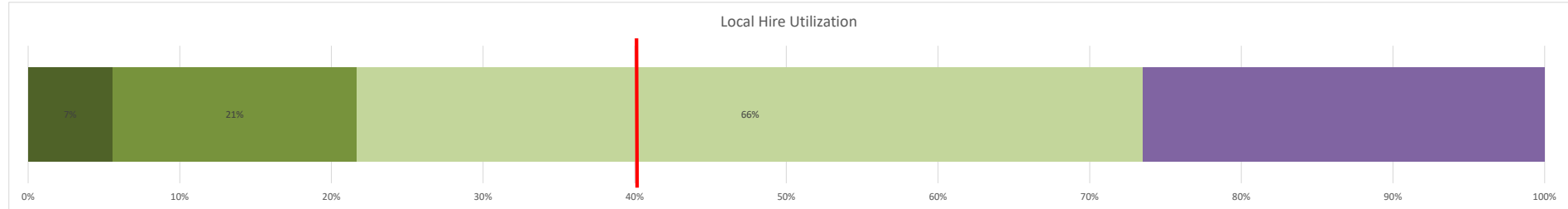
Contractors who are working toward and exceeding the **PLA Disadvantaged/Veteran goal of 10%**:
(percentages reflect workers who are verified as Disadvantaged or Veteran for the hours performed by each contractor)

- Klassic Engineering & Construction, Inc.: 14%
- Abdellatif Enterprises: 1%
- JA Lynch Masonry, Inc.: 23%

The remaining contractors working on this project have 0% verified worker hours that count toward the 10% PLA Disadvantaged / Veteran goal *(percentages reflect workers who are verified as Disadvantaged by Pacific Gateway Workforce Investment Network and Veterans verified by Parsons as per COLB PLA Section 3.5 (c)).*

We look forward to working with Klassic Engineering & Construction, Inc. toward the achievement of the City of Long Beach's PLA Local Hire and Disadvantaged/Veteran goal.

Project: City of Long Beach - Alamitos Beach Concession Building
 Prime: Klassic Engineering & Construction, Inc.



	LONG BEACH RESIDENT (1st Tier)			GATEWAY CITIES RESIDENT (2nd Tier)			LA/OC RESIDENT (3rd Tier) - includes Long Beach & Gateway Zip Codes			DISADVANTAGED (Verified by Pacific Gateway)*			VETERAN (Verified by Parsons)*			DISADVANTAGED / VETERAN			TOTAL	
	# Long Beach Worker	% Hours Long Beach Residents	Hours Long Beach	# Gateway Cities Worker	% Hours Gateway Residents	Hours Gateway Cities	# LA/OC Workers	% Hours LA/OC Residents	Hours LA/OC	# Disadvantaged Workers	% Hours Disadvantaged	Hours Disadvantaged	# Veteran Workers	% Hours Veteran	Hours Veteran	# Disadvantaged / Veteran Workers	% Hours Disadvantaged / Veteran	Hours Disadvantaged / Veteran	All Workers	Total Project Hours
Project Total	19	7%	1305	33	21%	3793	167	66%	12182	0	0%	0	4	7%	1,294	4	7%	1294	236	18401
Klassic Engineering & Construction, Inc.	9	11%	884	7	17%	1412	47	63%	5185	0	0%	0	2	14%	1127	2	14%	1127	60	8285
Abdellatif Enterprises, Inc.	1	3%	88	5	34%	1087	20	79%	2501	0	0%	0	1	1%	24	1	1%	24	24	3152
Alliance Electric	2	25%	120	1	5%	25	6	97%	459	0	0%	0	0	0%	0	0	0%	0	7	475
Apex Fire Protection, Inc.	1	9%	24	0	0%	0	10	100%	282	0	0%	0	0	0%	0	0	0%	0	10	282
Demolition Specialist, Inc.	0	0%	0	0	0%	0	1	14%	21	0	0%	0	0	0%	0	0	0%	0	5	146
Fusion Sign & Design	0	0%	0	0	0%	0	1	36%	21	0	0%	0	0	0%	0	0	0%	0	3	58
J & C Environmental	0	0%	0	0	0%	0	0	0%	0	0	0%	0	0	0%	0	0	0%	0	1	4
JA Lynch Masonry, Inc.	0	0%	0	1	15%	92	7	39%	244	0	0%	0	1	23%	143	1	23%	143	11	626
Karcher Insulation	0	0%	0	0	0%	0	1	100%	7	0	0%	0	0	0%	0	0	0%	0	1	7
Koppl Pipeline Services, Inc.	0	0%	0	0	0%	0	2	100%	6	0	0%	0	0	0%	0	0	0%	0	2	6
KSU Corporation	0	0%	0	1	38%	162	6	84%	360	0	0%	0	0	0%	0	0	0%	0	11	429
La Tour Builders, Inc.	0	0%	0	0	0%	0	3	63%	426	0	0%	0	0	0%	0	0	0%	0	6	675
Marina Landscape	1	2%	8	2	5%	24	11	80%	407	0	0%	0	0	0%	0	0	0%	0	16	506
New Art Construction, Inc.	0	0%	0	0	0%	0	1	100%	7	0	0%	0	0	0%	0	0	0%	0	1	7
PGC Construction Inc.	0	0%	0	1	16%	243	8	44%	682	0	0%	0	0	0%	0	0	0%	0	18	1559
Schindler Elevator Corporation	0	0%	0	0	0%	0	1	50%	56	0	0%	0	0	0%	0	0	0%	0	2	112
Simco Mechanical	0	0%	0	2	36%	40	7	100%	112	0	0%	0	0	0%	0	0	0%	0	7	112
Superior Door	0	0%	0	1	17%	16	1	17%	16	0	0%	0	0	0%	0	0	0%	0	4	94
Troyer Contracting, Inc.	2	6%	103	9	42%	687	22	77%	1264	0	0%	0	0	0%	0	0	0%	0	28	1642
Upland Contracting, Inc.	3	35%	78	3	2%	5	12	56%	126	0	0%	0	0	0%	0	0	0%	0	19	224

*Percentages reflect workers who are verified as Disadvantaged by Pacific Gateway Workforce Investment Network and Veterans verified by Parsons (per COLB PLA Section 3.5 (c))



Parsons Constructors Inc.

100 West Walnut Street • Pasadena, California 91124 • (626) 440-3000 • Fax: (626) 440-2516

Date: July 26, 2021

To: Bill Klorman
WM Klorman Construction
Bklorman@klorman.com

CC: David Kelly, Psomas
Melissa Pyun, City of Long Beach
Brenda Cubillo, City of Long Beach
Rasien Connelly, Parsons
Dan Sloan, Parsons

From: Tara Neumann, Parsons
Tara.Neumann@parsons.com

RE: Community Economic Development Efforts at the City of Long Beach
Project: City of Long Beach Civic Center Parking Structure
Prime Contractor: WM Klorman Construction Corp.
Attachment: Local Hire & Disadvantaged/Veteran Worker Report

In working toward meeting the City of Long Beach's PLA goals on the City of Long Beach Civic Center Parking Structure project, we are providing you with an update of the current percentages achieved by WM Klorman Construction Corp and its subcontractors.

We are highlighting those contractors who are exceeding the Local Hire and Disadvantaged/Veteran Goals and those who could use a boost in increasing their numbers. I've attached a summary report for your reference which includes all CPR data received through July 20, 2021.

Project overall Local Resident Goal (40% Goal):

- 1st Tier Zip Codes (Long Beach Zip Codes): Currently 5%
- 2nd Tier Zip Codes (Gateway Cities): Currently 20%
- 3rd Tier Zip Codes (Los Angeles & Orange County – includes Long Beach & Gateway Cities Zip Codes): Currently 77%

Contractors who have submitted CPRs that are currently *exceeding* the City of Long Beach PLA Local Hire Goal of 40% are as follows:

Contractor	1 st Tier Zip Codes	2 nd Tier Zip Codes	3 rd Tier Zip Codes
WM Klorman	All Work Subcontracted		
Apollo Electric	0%	0%	79%
Cal Pac Sheet Metal, Inc.	0%	0%	84%
Calcoast Steel, Inc.	0%	1%	53%
California Fire Protection Sprinkler	0%	0%	100%
CA Signs	0%	0%	100%
Choice Drilling	0%	0%	100%
Condon Johnson & Associates, Inc.	0%	50%	71%
Don Brandel Plumbing, Inc.	0%	14%	100%
Ground Penetrating Radar Systems	100%	0%	100%



RE: Community Economic Development Efforts through July 20, 2021
Project: City of Long Beach Civic Center Parking Structure
Prime Contractor: WM Klorman Construction Corp.

Contractor	1 st Tier Zip Codes	2 nd Tier Zip Codes	3 rd Tier Zip Codes
Hamilton Excavating, Inc.	0%	0%	100%
Hydraulic Crane LLC	13%	34%	81%
ISR Painting	0%	16%	100%
J's Pipeline	0%	0%	90%
JLS Concrete Pumping	14%	0%	72%
Masonry Concepts, Inc.	0%	24%	72%
Middle Earth Geo Testing	0%	50%	100%
Otis Elevator Company	0%	0%	80%
Pacific Waterproofing	0%	0%	65%
Precision Doors & Millwork	0%	0%	100%
Psomas	23%	62%	100%
RD Systems Inc.	0%	52%	100%
Stantru Resources, Inc.	6%	25%	76%
The Door Crew	0%	84%	100%
Twining, Inc.	24%	5%	87%
Unified Inspection & Testing	0%	0%	100%
Westco Service Company	0%	6%	100%
Wreck Age Demolition	14%	6%	91%

Contractors have submitted Certified Payroll Reports and who are **below 40%** of the PLA Local Hire (Los Angeles & Orange County) Goal:

Contractor	1 st Tier Zip Codes	2 nd Tier Zip Codes	3 rd Tier Zip Codes
Doty Brothers Equipment	0%	4%	32%
J & B Engineers Surveyors	0%	0%	0%

Disadvantaged/Veteran workers (10% Goal): **Currently 4%**
 Total Project Hours: 32,997
 Total Disadvantaged Hours: 0
 Total Veteran Hours: 1,158

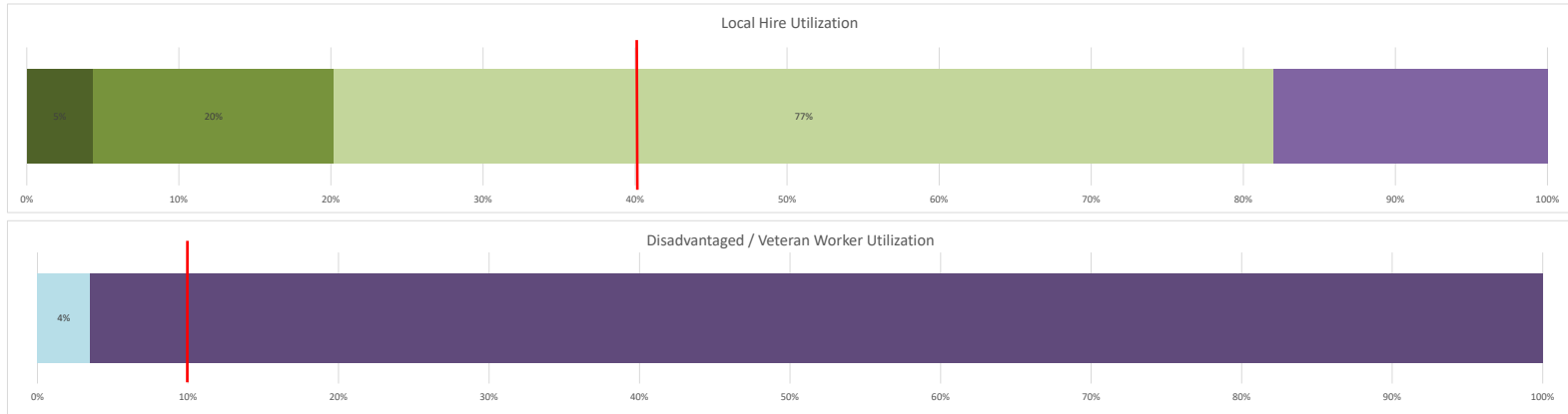
Contractors who are working toward and exceeding the **PLA Disadvantaged/Veteran goal of 10%:**
(percentages reflect workers who are verified as Disadvantaged or Veteran for the hours performed by each contractor)

- Apollo Electric: 18%
- Stantru Resources: 3%
- Twining 3%

The remaining contractors working on this project have 0% verified worker hours that count toward the 10% PLA Disadvantaged / Veteran goal *(percentages reflect workers who are verified as Disadvantaged by Pacific Gateway Workforce Investment Network and Veterans verified by Parsons).*

We look forward to working with WM Klorman Construction Corp. toward the achievement of the City of Long Beach's PLA Local Hire and Disadvantaged/Veteran goal.

Project: City of Long Beach - Civic Center Parking Structure
 Prime: WM Klorman Construction Corp.



	LONG BEACH RESIDENT (1st Tier)			GATEWAY CITIES RESIDENT (2nd Tier)			LA/OC RESIDENT (3rd Tier) - includes Long Beach & Gateway Zip Codes			DISADVANTAGED (Verified by Pacific Gateway)*			VETERAN (Verified by Parsons)*			DISADVANTAGED / VETERAN			TOTAL	
	# Long Beach Worker	% Hours Long Beach Residents	Hours Long Beach	# Gateway Cities Worker	% Hours Gateway Residents	Hours Gateway Cities	# LA/OC Workers	% Hours LA/OC Residents	Hours LA/OC	# Disadvantaged Workers	% Hours Disadvantaged	Hours Disadvantaged	# Veteran Workers	% Hours Veteran	Hours Veteran	# Disadvantaged / Veteran Workers	% Hours Disadvantaged / Veteran	Hours Disadvantaged / Veteran	All Workers	Total Project Hours
Project Total	21	5%	1808	59	20%	6553	274	77%	25554	0	0%	0	3	4%	1,158	3	4%	1158	376	32997
WM Klorman Construction																				
Apollo Electric	1	0%	4	1	1%	16	8	79%	1726	0	0%	0	1	18%	390	1	18%	390	15	2186
Cal Pac Sheet Metal, Inc.	0	0%	0	0	0%	0	2	84%	21	0	0%	0	0	0%	0	0	0%	0	3	25
Calcoast Steel, Inc.	0	0%	0	1	1%	8	4	53%	296	0	0%	0	0	0%	0	0	0%	0	7	554
California Fire Protection Sprinkler Co.	0	0%	0	0	0%	0	3	100%	472	0	0%	0	0	0%	0	0	0%	0	3	472
CA Signs	0	0%	0	0	0%	0	5	100%	29	0	0%	0	0	0%	0	0	0%	0	5	29
Choice Drilling, Inc.	0	0%	0	0	0%	0	1	100%	15	0	0%	0	0	0%	0	0	0%	0	1	15
Condon Johnson & Associates, Inc.	0	0%	0	3	50%	154	6	71%	219	0	0%	0	0	0%	0	0	0%	0	8	310
Don Brandel Plumbing, Inc.	0	0%	0	4	14%	84	9	100%	605	0	0%	0	0	0%	0	0	0%	0	9	605
Doty Brothers Equipment	0	0%	0	1	4%	9	4	32%	70	0	0%	0	0	0%	0	0	0%	0	7	222
Ground Penetrating Radar Systems, LLC	1	100%	24	0	0%	0	1	100%	24	0	0%	0	0	0%	0	0	0%	0	1	24
Hamilton Excavating, Inc.	0	0%	0	0	0%	0	1	100%	56	0	0%	0	0	0%	0	0	0%	0	1	56
Hydraulic Crane LLC	1	13%	13	1	34%	32	5	81%	76	0	0%	0	0	0%	0	0	0%	0	6	94
ISR Painting & Wallcovering	0	0%	0	2	16%	74	9	100%	470	0	0%	0	0	0%	0	0	0%	0	9	470
J & B Engineers Surveyors	0	0%	0	0	0%	0	0	0%	0	0	0%	0	0	0%	0	0	0%	0	1	14
J's Pipeline, Inc.	0	0%	0	0	0%	0	4	90%	251	0	0%	0	0	0%	0	0	0%	0	5	278
JLS Concrete Pumping	1	14%	39	0	0%	0	10	72%	194	0	0%	0	0	0%	0	0	0%	0	15	268
Masonry Concepts, Inc.	0	0%	0	6	24%	534	25	72%	1584	0	0%	0	0	0%	0	0	0%	0	34	2190
Middle Earth Geo Testing, Inc.	0	0%	0	1	50%	5	2	100%	9	0	0%	0	0	0%	0	0	0%	0	2	9
Otis Elevator Company	0	0%	0	0	0%	0	7	80%	338	0	0%	0	0	0%	0	0	0%	0	9	424
Pacific Waterproofing & Restoration, Inc.	0	0%	0	0	0%	0	3	65%	103	0	0%	0	0	0%	0	0	0%	0	5	157
Precision Doors & Millwork	0	0%	0	0	0%	0	1	100%	8	0	0%	0	0	0%	0	0	0%	0	1	8
Psomas	1	23%	23	4	62%	61	8	100%	98	0	0%	0	0	0%	0	0	0%	0	8	98
RD Systems, Inc.	0	0%	0	3	50%	29	4	100%	59	0	0%	0	0	0%	0	0	0%	0	4	59
Startru Resources, Inc.	8	6%	1271	24	25%	5370	109	76%	16498	0	0%	0	1	3%	741	1	3%	741	167	21839
The Door Crew	0	0%	0	2	84%	42	3	100%	50	0	0%	0	0	0%	0	0	0%	0	3	50
Twining, Inc.	3	24%	223	4	5%	43	20	87%	791	0	0%	0	1	3%	27	1	3%	27	25	914
Unified Inspection & Testing, Inc.	0	0%	0	0	0%	0	1	100%	16	0	0%	0	0	0%	0	0	0%	0	1	16
Westco Service Company	0	0%	0	1	6%	8	8	100%	137	0	0%	0	0	0%	0	0	0%	0	8	137
Wreck Age Demolition, Inc.	5	14%	212	1	6%	86	11	91%	1342	0	0%	0	0	0%	0	0	0%	0	13	1478

*Percentages reflect workers who are verified as Disadvantaged by Pacific Gateway Workforce Investment Network and Veterans verified by Parsons (per COLB PLA Section 3.5 (c))



Parsons Constructors Inc.

100 West Walnut Street • Pasadena, California 91124 • (626) 440-3000 • Fax: (626) 440-2516

Date: July 28, 2021

To: Jose Acosta
Swinerton Builders
jacosta@swinerton.com

From: Tara Neumann, Parsons
Tara.Neumann@parsons.com

CC: Edward Einem, Swinerton Builders
Lupe Navarro, Swinerton Builders
Virginia Mercado, Swinerton Builders
Richard Panos, Anser Advisory
Jared Kemp, Anser Advisory
Melissa Pyun, City of Long Beach
Rasien Connelly, Parsons
Dan Sloan, Parsons

RE: Community Economic Development Efforts at the City of Long Beach
Project: City of Long Beach Airport Terminal Improvements Phase II
Prime Contractor: Swinerton Builders
Attachment: Local Hire & Disadvantaged/Veteran Worker Report

In working toward meeting the City of Long Beach's PLA goals on the City of Long Beach Airport Terminal Improvements Phase II project, we are providing you with an update of the current percentages achieved by Swinerton Builders and its subcontractors.

We are highlighting those contractors who are exceeding the Local Hire and Disadvantaged/Veteran Goals and those who could use a boost in increasing their numbers. I've attached a summary report for your reference which includes all CPR data received through July 20, 2021.

Project overall Local Resident Goal (40% Goal):

- 1st Tier Zip Codes (Long Beach Zip Codes): Currently 9%
- 2nd Tier Zip Codes (Gateway Cities): Currently 24%
- 3rd Tier Zip Codes (Los Angeles & Orange County – includes Long Beach & Gateway Cities Zip Codes): Currently 79%

Contractors who have submitted CPRs that are currently *exceeding* the City of Long Beach PLA Local Hire Goal of 40% are as follows:

Contractor	1 st Tier Zip Codes	2 nd Tier Zip Codes	3 rd Tier Zip Codes
Swinerton	0%	11%	66%
Acco Engineered Systems	39%	12%	82%
Advanced Cable Solutions, Inc.	0%	75%	100%
Altitude, Inc.	40%	26%	100%
Applied Engineering Concepts	0%	0%	100%
Baker Electric	23%	8%	90%
Bali Construction	0%	42%	86%
Best Contracting Services, Inc.	1%	22%	85%



RE: Community Economic Development Efforts through July 20, 2021

Project: Long Beach Airport Terminal Phase II
 Prime Contractor: Swinerton Builders

Contractor	1st Tier Zip Codes	2nd Tier Zip Codes	3rd Tier Zip Codes
Bonas Painting	34%	31%	100%
California Hi-Tech Flooring, Inc.	0%	25%	63%
Center Concrete Cutting	0%	0%	100%
Connor Concrete Cutting (JMH)	0%	100%	100%
Connor Concrete Cutting (Power1)	0%	64%	64%
Control Air Enterprises, Inc.	0%	5%	94%
Crown Fence	0%	25%	88%
Dinamic Mod Construction	0%	0%	48%
Environmental Construction	2%	21%	82%
Ethos Energy Field Services	0%	28%	56%
Foundation Service Corp.	22%	32%	93%
Fire Safe Service Group	47%	0%	100%
GGG Demolition, Inc.	1%	14%	85%
Gregg Electric, Inc.	49%	6%	62%
ISEC, Inc.	0%	66%	100%
JLS Concrete Pumping	54%	0%	83%
JMH Engineering sub to Baker	14%	57%	95%
JMH Engineering sub to Sasco	0%	68%	100%
Johnson Controls Fire Protection	0%	0%	65%
Junior Steel Inc.	4%	22%	60%
Kehoe Testing	27%	0%	100%
Leko Construction	8%	26%	74%
Marina Landscape	0%	0%	41%
Martin Brothers	0%	7%	72%
Matt Chlor, Inc.	0%	0%	56%
Mike Zarp, Inc.	0%	1%	54%
Mike Zarp, Inc. sub to Control Air	0%	0%	40%
Murray Company	0%	15%	64%
Myers & Sons Hi-Way Safety, Inc.	0%	0%	100%
Ondatje Plastering Contracting	0%	0%	50%
Orange County Plastering	45%	0%	45%
Palp, Inc. dba Excel	19%	18%	98%
Penhall (sub to GGG Demo)	0%	0%	93%
Penhall (sub to Power One, LLC)	0%	23%	100%
Performance Cont. (Sub to Murray)	0%	5%	100%
Performance Cont. (Sub to ACCO)	0%	59%	100%
Phoenix Landscape	0%	0%	40%
Power One	0%	18%	63%
Psomas	11%	47%	99%
Quality Production Services, Inc.	0%	15%	78%
Rutherford Co. Inc.	36%	5%	77%
Sasco	8%	78%	98%
Salsbury Engineering Inc.	26%	27%	72%
Sherrin Glass & Metal	50%	50%	100%
Spring Valley Insulation	0%	0%	61%
The McIntyre Company	10%	0%	48%
Vertical Access, Inc.	0%	13%	100%
Vertical sub to Quality Production	0%	4%	63%
W.S. Klem	0%	0%	50%



RE:	Community Economic Development Efforts through July 20, 2021
Project:	Long Beach Airport Terminal Phase II
Prime Contractor:	Swinerton Builders

Contractors have submitted Certified Payroll Reports and who are **below 40%** of the PLA Local Hire (Los Angeles & Orange County) Goal:

Contractor	1 st Tier Zip Codes	2 nd Tier Zip Codes	3 rd Tier Zip Codes
Architectural Design & Signs	0%	0%	0%
Badger Daylighting Corp.	0%	0%	0%
Boston Barricade	0%	0%	0%
C Below	0%	0%	32%
Geoboden	0%	0%	34%
Green Vista Landscape	0%	0%	0%
Pavement Recycling Systems	0%	0%	0%
Penhall (sub to Murray Company)	0%	0%	0%
Quality Rebar	0%	0%	0%
Quality Reinforcing	0%	0%	1%
RJ Noble	0%	0%	28%

Disadvantaged/Veteran workers (10% Goal): **Currently 1%**

Total Project Hours: 66,673

Total Disadvantaged Hours: 0

Total Veteran Hours: 359

Contractors who are working toward and exceeding the **PLA Disadvantaged/Veteran goal of 10%**: *(percentages reflect workers who are verified as Disadvantaged or Veteran for the hours performed by each contractor)*

- Bali Construction: 6%
- Foundation Service: 7%
- Murray Company: 1%

The remaining contractors working on this project have 0% verified worker hours that count toward the 10% PLA Disadvantaged / Veteran goal *(percentages reflect workers who are verified as Disadvantaged by Pacific Gateway Workforce Investment Network and Veterans verified by Parsons).*

We look forward to working with Swinerton Builders toward the achievement of the City of Long Beach's PLA Local Hire and Disadvantaged/Veteran goal.

