



Parsons Constructors Inc.

100 West Walnut Street • Pasadena, California 91124 • (626) 440-3000 • Fax: (626) 440-2516

Date: June 25, 2021

To: Kevin Shirali
 Klassic Engineering & Construction
 klassicplans@gmail.com

CC: Gina Tak, Klassic Engineering
 Dino D’Emilia, Ardurra
 Dustin Blackwell, Ardurra
 Angelica Dominguez, City of Long Beach
 Tony Resendez, City of Long Beach
 Melissa Pyun, City of Long Beach
 Dan Sloan, Parsons

From: Tara Neumann, Parsons
 Tara.Neumann@parsons.com

RE: Community Economic Development Efforts at the City of Long Beach
 Project: City of Long Beach Alamitos Beach Concession Building
 Prime Contractor: Klassic Engineering & Construction, Inc.
 Attachment: Local Hire & Disadvantaged/Veteran Worker Report

In working toward meeting the City of Long Beach's PLA goals on the City of Long Beach Alamitos Beach Concession Building project, we are providing you with an update of the current percentages achieved by Klassic Engineering & Construction, Inc. and its subcontractors.

We are highlighting those contractors who are exceeding the Local Hire and Disadvantaged/Veteran Goals and those who could use a boost in increasing their numbers. I've attached a summary report for your reference which includes all CPR data received through June 20, 2021.

This project is funded with Tidelands funds, therefore the COLB, PLA Article 3, Section 3.5(a)(1) is applicable. “Where Project Work is funded in full or in part by the State of California Tidelands funds, the term Local Resident, as used in this section shall mean an individual whose primary place of residence is within the Counties of Los Angeles or Orange”.

Project overall Local Resident Goal (40% Goal):

- 3rd Tier Zip Codes (Los Angeles & Orange County – includes Long Beach & Gateway Cities Zip Codes): Currently 67%
- 1st Tier Zip Codes: (Long Beach Zip Codes): Currently 7%
- 2nd Tier Zip Codes (Gateway Cities): Currently 21%

Contractors who have submitted CPRs that are currently *exceeding* the City of Long Beach PLA Local Hire Goal of 40% are as follows:

Contractor	1 st Tier Zip Codes	2 nd Tier Zip Codes	3 rd Tier Zip Codes
Klassic Engineering & Construction	11%	17%	63%
Abdellatif Enterprises, Inc.	3%	34%	79%
Alliance Electric	25%	5%	97%
Apex Fire Protection, Inc.	9%	0%	100%
Karcher Insulation	0%	0%	100%
Koppl Pipeline Services	0%	0%	100%



RE:	Community Economic Development Efforts through June 20, 2021
Project:	City of Long Beach Alamitos Beach Concession Building
Prime Contractor:	Klassic Engineering & Construction, Inc.

Contractor	1 st Tier Zip Codes	2 nd Tier Zip Codes	3 rd Tier Zip Codes
KSU Corporation	0%	39%	84%
La Tour Builders, Inc.	0%	0%	61%
Marina Landscape	2%	60%	81%
New Art Construction, Inc.	0%	0%	100%
Schindler Elevator Corp.	0%	0%	50%
Simco Mechanical	0%	36%	100%
Troyer Contracting, Inc.	6%	42%	78%
Upland Contracting, Inc.	35%	2%	56%

Contractors have submitted Certified Payroll Reports and who are **below 40%** of the PLA Local Hire (Los Angeles & Orange County) Goal:

Contractor	1 st Tier Zip Codes	2 nd Tier Zip Codes	3 rd Tier Zip Codes
Demolition Specialists, Inc.	0%	0%	15%
Fusion Sign & Design	0%	0%	36%
JA Lynch Masonry, Inc.	0%	15%	39%
J & C Environmental	0%	0%	0%
PGC Construction Inc.	0%	11%	38%
Superior Door	0%	17%	17%

Disadvantaged/Veteran workers (10% Goal): **Currently 7%**

Total Project Hours: 17,483

Total Disadvantaged Hours: 0

Total Veteran Hours: 1,294

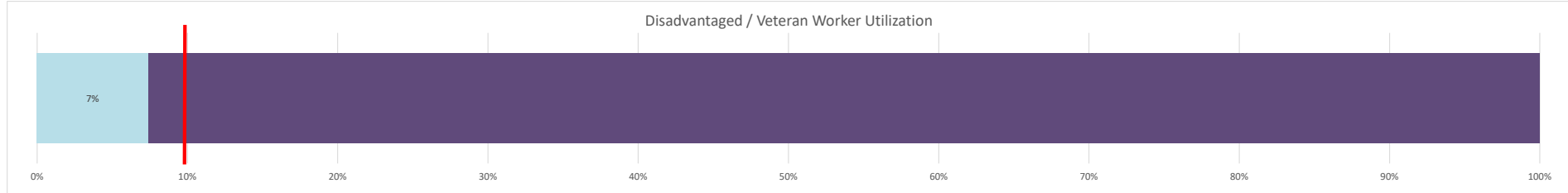
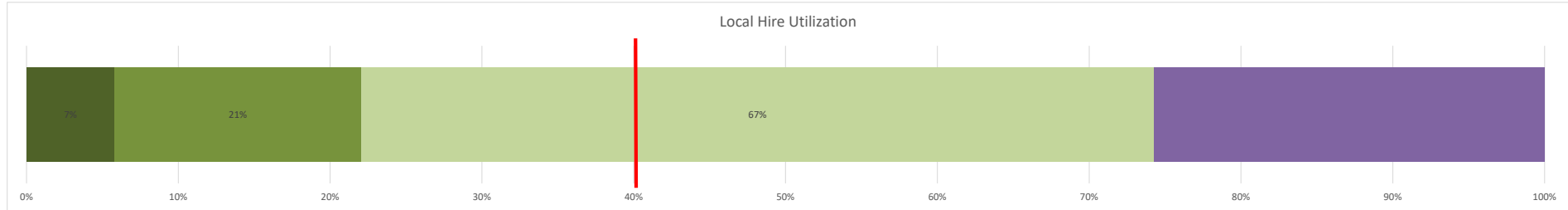
Contractors who are working toward and exceeding the **PLA Disadvantaged/Veteran goal of 10%**: *(percentages reflect workers who are verified as Disadvantaged or Veteran for the hours performed by each contractor)*

- Klassic Engineering & Construction, Inc.: 14%
- Abdellatif Enterprises: 1%
- JA Lynch Masonry, Inc.: 23%

The remaining contractors working on this project have 0% verified worker hours that count toward the 10% PLA Disadvantaged / Veteran goal *(percentages reflect workers who are verified as Disadvantaged by Pacific Gateway Workforce Investment Network and Veterans verified by Parsons as per COLB PLA Section 3.5 (c)).*

We look forward to working with Klassic Engineering & Construction, Inc. toward the achievement of the City of Long Beach's PLA Local Hire and Disadvantaged/Veteran goal.

Project: City of Long Beach - Alamitos Beach Concession Building
 Prime: Classic Engineering & Construction, Inc.



	LONG BEACH RESIDENT (1st Tier)			GATEWAY CITIES RESIDENT (2nd Tier)			LA/OC RESIDENT (3rd Tier) - includes Long Beach & Gateway Zip Codes			DISADVANTAGED (Verified by Pacific Gateway)*			VETERAN (Verified by Parsons)*			DISADVANTAGED / VETERAN			TOTAL	
	# Long Beach Worker	% Hours Long Beach Residents	Hours Long Beach	# Gateway Cities Worker	% Hours Gateway Residents	Hours Gateway Cities	# LA/OC Workers	% Hours LA/OC Residents	Hours LA/OC	# Disadvantaged Workers	% Hours Disadvantaged	Hours Disadvantaged	# Veteran Workers	% Hours Veteran	Hours Veteran	# Disadvantaged / Veteran Workers	% Hours Disadvantaged / Veteran	Hours Disadvantaged / Veteran	All Workers	Total Project Hours
Project Total	19	7%	1305	33	21%	3639	161	67%	11714	0	0%	0	4	7%	1,294	4	7%	1294	227	17483
Klassic Engineering & Construction, Inc.	9	11%	884	7	17%	1412	47	63%	5185	0	0%	0	2	14%	1127	2	14%	1127	60	8173
Abdellatif Enterprises, Inc.	1	3%	88	5	34%	1087	20	79%	2501	0	0%	0	1	1%	24	1	1%	24	24	3152
Alliance Electric	2	25%	120	1	5%	25	6	97%	459	0	0%	0	0	0%	0	0	0%	0	7	475
Apex Fire Protection, Inc.	1	9%	24	0	0%	0	10	100%	282	0	0%	0	0	0%	0	0	0%	0	10	282
Demolition Specialist, Inc.	0	0%	0	0	0%	0	1	15%	21	0	0%	0	0	0%	0	0	0%	0	5	140
Fusion Sign & Design	0	0%	0	0	0%	0	1	36%	21	0	0%	0	0	0%	0	0	0%	0	3	58
J & C Environmental	0	0%	0	0	0%	0	0	0%	0	0	0%	0	0	0%	0	0	0%	0	1	4
JA Lynch Masonry, Inc.	0	0%	0	1	15%	92	7	39%	244	0	0%	0	1	23%	143	1	23%	143	11	626
Karcher Insulation	0	0%	0	0	0%	0	1	100%	7	0	0%	0	0	0%	0	0	0%	0	1	7
Koppl Pipeline Services, Inc.	0	0%	0	0	0%	0	2	100%	6	0	0%	0	0	0%	0	0	0%	0	2	6
KSU Corporation	0	0%	0	1	39%	144	4	84%	308	0	0%	0	0	0%	0	0	0%	0	9	369
La Tour Builders, Inc.	0	0%	0	0	0%	0	3	61%	394	0	0%	0	0	0%	0	0	0%	0	6	643
Marina Landscape	1	2%	8	2	6%	24	10	81%	351	0	0%	0	0	0%	0	0	0%	0	13	434
New Art Construction, Inc.	0	0%	0	0	0%	0	1	100%	7	0	0%	0	0	0%	0	0	0%	0	1	7
PCG Construction Inc.	0	0%	0	1	11%	107	5	38%	362	0	0%	0	0	0%	0	0	0%	0	14	948
Schindler Elevator Corporation	0	0%	0	0	0%	0	1	50%	56	0	0%	0	0	0%	0	0	0%	0	2	112
Simco Mechanical	0	0%	0	2	36%	40	7	100%	112	0	0%	0	0	0%	0	0	0%	0	7	112
Superior Door	0	0%	0	1	17%	16	1	17%	16	0	0%	0	0	0%	0	0	0%	0	4	94
Troyer Contracting, Inc.	2	6%	103	9	42%	687	22	78%	1256	0	0%	0	0	0%	0	0	0%	0	28	1618
Upland Contracting, Inc.	3	35%	78	3	2%	5	12	56%	126	0	0%	0	0	0%	0	0	0%	0	19	224

*Percentages reflect workers who are verified as Disadvantaged by Pacific Gateway Workforce Investment Network and Veterans verified by Parsons (per COLB PLA Section 3.5 (c))



Parsons Constructors Inc.

100 West Walnut Street • Pasadena, California 91124 • (626) 440-3000 • Fax: (626) 440-2516

Date: June 25, 2021

To: Jenny Deneva
American Landscape
jdeneva@americanlandscape.com

CC: Kelly Parkins, City of Long Beach
Melissa Pyun, City of Long Beach
Rasien Connelly, Parsons
Dan Sloan, Parsons

From: Tara Neumann, Parsons
Tara.Neumann@parsons.com

RE: Final Community Economic Development Efforts at the City of Long Beach
Project: Central Irrigation Renovation
Prime Contractor: American Landscape, Inc.
Attachment: Local Hire & Disadvantaged/Veteran Worker Report

In working toward meeting the City of Long Beach's PLA goals on the City of Long Beach Central Irrigation Renovation project, we are providing you with the final percentages achieved by American Landscape, Inc..

We are highlighting those contractors who are exceeding the Local Hire and Disadvantaged/Veteran Goals and those who could use a boost in increasing their numbers. I've attached a summary report for your reference which includes all CPR data received through the end of the project.

Project overall Local Resident Goal (40% Goal):

- 1st Tier Zip Codes (Long Beach Zip Codes): Currently 8%
- 2nd Tier Zip Codes (Gateway Cities): Currently 3%
- 3rd Tier Zip Codes (Los Angeles & Orange County – includes Long Beach & Gateway Cities Zip Codes): Currently 80%

Contractors who have submitted CPRs that are currently *exceeding* the City of Long Beach PLA Local Hire Goal of 40% are as follows:

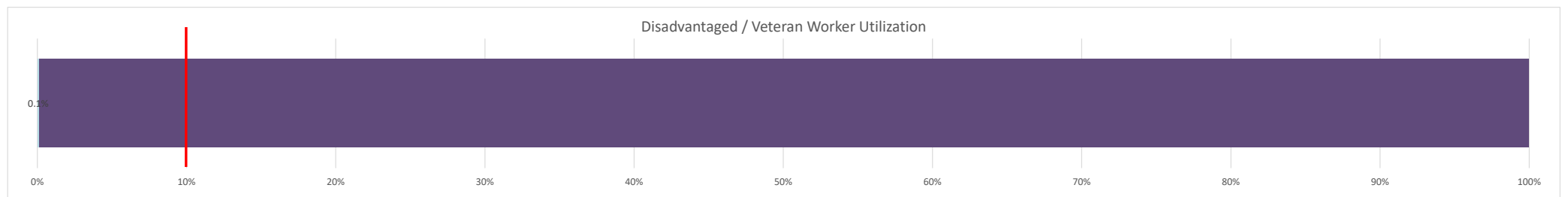
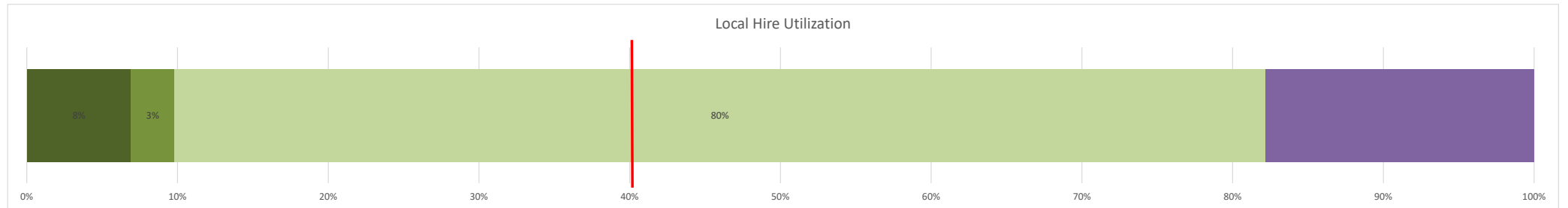
Contractor	1 st Tier Zip Codes	2 nd Tier Zip Codes	3 rd Tier Zip Codes
American Landscape, Inc.	8%	3%	80%

Disadvantaged/Veteran workers (10% Goal): **Currently 0.1%**

Total Project Hours: 5,617
Total Disadvantaged Hours: 8
Total Veteran Hours: 0

We look forward to working with American Landscape, Inc. toward the achievement of the City of Long Beach's PLA Local Hire and Disadvantaged/Veteran goal.

Project: City of Long Beach - Central Irrigation
 Prime: American Landscape



	LONG BEACH RESIDENT (1st Tier)			GATEWAY CITIES RESIDENT (2nd Tier)			LA/OC RESIDENT (3rd Tier) - includes Long Beach & Gateway Zip Codes			DISADVANTAGED (Verified by Pacific Gateway)*			VETERAN (Verified by Parsons)*			DISADVANTAGED / VETERAN			TOTAL	
	# Long Beach Worker	% Hours Long Beach Residents	Hours Long Beach	# Gateway Cities Worker	% Hours Gateway Residents	Hours Gateway Cities	# LA/OC Workers	% Hours LA/OC Residents	Hours LA/OC	# Disadvantaged Workers	% Hours Disadvantaged	Hours Disadvantaged	# Veteran Workers	% Hours Veteran	Hours Veteran	# Disadvantaged / Veteran Workers	% Hours Disadvantaged / Veteran	Hours Disadvantaged / Veteran	All Workers	Total Project Hours
Project Total	2	8%	431	2	3%	179	12	80%	4507	1	0.1%	8	0	0%	0	1	0.1%	8	14	5617
American Landscape	2	8%	431	2	3%	179	12	80%	4507	1	0%	8	0	0%	0	1	0.1%	8	14	5617

*Percentages reflect workers who are verified as Disadvantaged by Pacific Gateway Workforce Investment Network and Veterans verified by Parsons (per COLB PLA Section 3.5 (c))



Parsons Constructors Inc.

100 West Walnut Street • Pasadena, California 91124 • (626) 440-3000 • Fax: (626) 440-2516

Date: June 26, 2021

To: Bill Klorman
 WM Klorman Construction
 Bklorman@klorman.com

CC: David Kelly, Psomas
 Melissa Pyun, City of Long Beach
 Brenda Cubillo, City of Long Beach
 Rasien Connelly, Parsons
 Dan Sloan, Parsons

From: Tara Neumann, Parsons
 Tara.Neumann@parsons.com

RE: Community Economic Development Efforts at the City of Long Beach
 Project: City of Long Beach Civic Center Parking Structure
 Prime Contractor: WM Klorman Construction Corp.
 Attachment: Local Hire & Disadvantaged/Veteran Worker Report

In working toward meeting the City of Long Beach's PLA goals on the City of Long Beach Civic Center Parking Structure project, we are providing you with an update of the current percentages achieved by WM Klorman Construction Corp and its subcontractors.

We are highlighting those contractors who are exceeding the Local Hire and Disadvantaged/Veteran Goals and those who could use a boost in increasing their numbers. I've attached a summary report for your reference which includes all CPR data received through June 20, 2021.

Project overall Local Resident Goal (40% Goal):

- 1st Tier Zip Codes (Long Beach Zip Codes): Currently 6%
- 2nd Tier Zip Codes (Gateway Cities): Currently 20%
- 3rd Tier Zip Codes (Los Angeles & Orange County – includes Long Beach & Gateway Cities Zip Codes): Currently 77%

Contractors who have submitted CPRs that are currently *exceeding* the City of Long Beach PLA Local Hire Goal of 40% are as follows:

Contractor	1 st Tier Zip Codes	2 nd Tier Zip Codes	3 rd Tier Zip Codes
WM Klorman	All Work Subcontracted		
Apollo Electric	0%	0%	79%
Cal Pac Sheet Metal, Inc.	0%	0%	84%
Calcoast Steel, Inc.	0%	1%	53%
California Fire Protection Sprinkler	0%	0%	100%
CA Signs	0%	0%	100%
Choice Drilling	0%	0%	100%
Condon Johnson & Associates, Inc.	0%	50%	71%
Don Brandel Plumbing, Inc.	0%	14%	100%
Ground Penetrating Radar Systems	100%	0%	100%



RE:	Community Economic Development Efforts through June 20, 2021
Project:	City of Long Beach Civic Center Parking Structure
Prime Contractor:	WM Klorman Construction Corp.

Contractor	1 st Tier Zip Codes	2 nd Tier Zip Codes	3 rd Tier Zip Codes
Hamilton Excavating, Inc.	0%	0%	100%
Hydraulic Crane LLC	13%	34%	81%
ISR Painting	0%	16%	100%
J's Pipeline	0%	0%	90%
JLS Concrete Pumping	14%	0%	72%
Masonry Concepts, Inc.	0%	24%	72%
Middle Earth Geo Testing	0%	50%	100%
Otis Elevator Company	0%	0%	80%
Pacific Waterproofing	0%	0%	65%
Precision Doors & Millwork	0%	0%	100%
Psomas	23%	62%	100%
RD Systems Inc.	0%	52%	100%
Stantru Resources, Inc.	6%	24%	75%
Twining, Inc.	24%	5%	87%
Unified Inspection & Testing	0%	0%	100%
Westco Service Company	0%	6%	100%
Wreck Age Demolition	14%	6%	91%

Contractors have submitted Certified Payroll Reports and who are **below 40%** of the PLA Local Hire (Los Angeles & Orange County) Goal:

Contractor	1 st Tier Zip Codes	2 nd Tier Zip Codes	3 rd Tier Zip Codes
Doty Brothers Equipment	0%	4%	32%
J & B Engineers Surveyors	0%	0%	0%

Disadvantaged/Veteran workers (10% Goal): **Currently 4%**

Total Project Hours: 32,867

Total Disadvantaged Hours: 0

Total Veteran Hours: 1,158

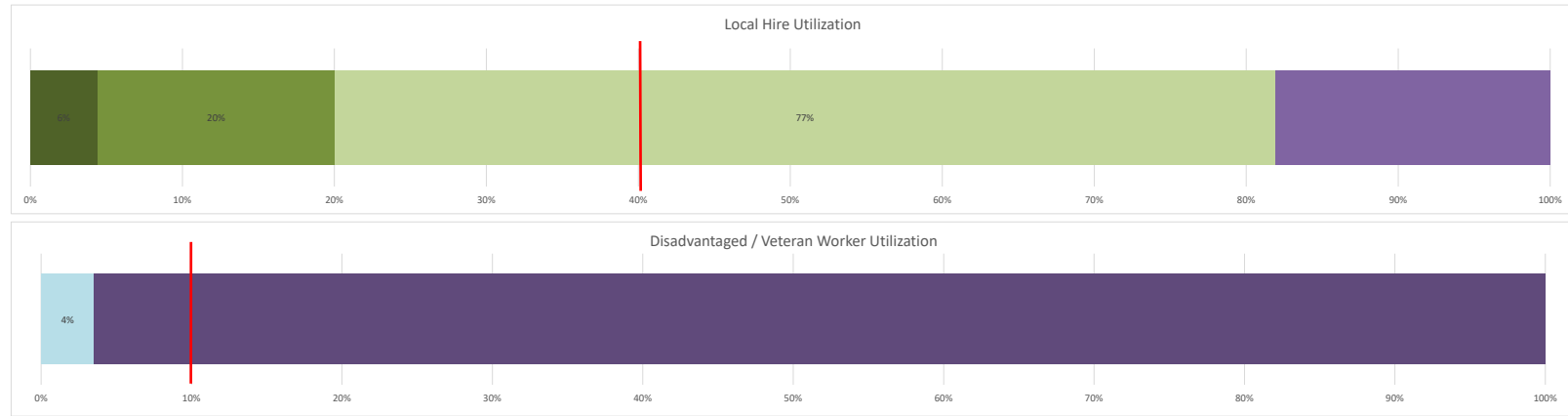
Contractors who are working toward and exceeding the **PLA Disadvantaged/Veteran goal of 10%**: *(percentages reflect workers who are verified as Disadvantaged or Veteran for the hours performed by each contractor)*

- Apollo Electric: 18%
- Stantru Resources: 3%
- Twining 3%

The remaining contractors working on this project have 0% verified worker hours that count toward the 10% PLA Disadvantaged / Veteran goal *(percentages reflect workers who are verified as Disadvantaged by Pacific Gateway Workforce Investment Network and Veterans verified by Parsons).*

We look forward to working with WM Klorman Construction Corp. toward the achievement of the City of Long Beach's PLA Local Hire and Disadvantaged/Veteran goal.

Project: City of Long Beach - Civic Center Parking Structure
 Prime: WM Klorman Construction Corp.



	LONG BEACH RESIDENT (1st Tier)			GATEWAY CITIES RESIDENT (2nd Tier)			LA/OC RESIDENT (3rd Tier) - includes Long Beach & Gateway Zip Codes			DISADVANTAGED (Verified by Pacific Gateway)*			VETERAN (Verified by Parsons)*			DISADVANTAGED / VETERAN			TOTAL	
	# Long Beach Worker	% Hours Long Beach Residents	Hours Long Beach	# Gateway Cities Worker	% Hours Gateway Residents	Hours Gateway Cities	# LA/OC Workers	% Hours LA/OC Residents	Hours LA/OC	# Disadvantaged Workers	% Hours Disadvantaged	Hours Disadvantaged	# Veteran Workers	% Hours Veteran	Hours Veteran	# Disadvantaged / Veteran Workers	% Hours Disadvantaged / Veteran	Hours Disadvantaged / Veteran	All Workers	Total Project Hours
Project Total	21	6%	1808	57	20%	6431	271	77%	25424	0	0%	0	3	4%	1,158	3	4%	1158	369	32867
WM Klorman Construction																				
Apollo Electric	1	0%	4	1	1%	16	8	79%	1726	0	0%	0	1	18%	390	1	18%	390	15	2186
Cal Pac Sheet Metal, Inc.	0	0%	0	0	0%	0	2	84%	21	0	0%	0	0	0%	0	0	0%	0	2	25
Calcoast Steel, Inc.	0	0%	0	1	1%	8	4	53%	296	0	0%	0	0	0%	0	0	0%	0	7	554
California Fire Protection Sprinkler Co.	0	0%	0	0	0%	0	3	100%	472	0	0%	0	0	0%	0	0	0%	0	3	472
CA Signs	0	0%	0	0	0%	0	5	100%	29	0	0%	0	0	0%	0	0	0%	0	5	29
Choice Drilling, Inc.	0	0%	0	0	0%	0	1	100%	15	0	0%	0	0	0%	0	0	0%	0	1	15
Condon Johnson & Associates, Inc.	0	0%	0	3	50%	154	6	71%	219	0	0%	0	0	0%	0	0	0%	0	8	310
Don Brandel Plumbing, Inc.	0	0%	0	4	14%	84	9	100%	605	0	0%	0	0	0%	0	0	0%	0	9	605
Doty Brothers Equipment	0	0%	0	1	4%	9	4	32%	70	0	0%	0	0	0%	0	0	0%	0	6	222
Ground Penetrating Radar Systems, LLC	1	100%	24	0	0%	0	1	100%	24	0	0%	0	0	0%	0	0	0%	0	1	24
Hamilton Excavating, Inc.	0	0%	0	0	0%	0	1	100%	56	0	0%	0	0	0%	0	0	0%	0	0	56
Hydraulic Crane LLC	1	13%	13	1	34%	32	5	81%	76	0	0%	0	0	0%	0	0	0%	0	6	94
ISR Painting & Wallcovering	0	0%	0	2	16%	74	9	100%	470	0	0%	0	0	0%	0	0	0%	0	9	470
J & B Engineers Surveyors	0	0%	0	0	0%	0	0	0%	0	0	0%	0	0	0%	0	0	0%	0	1	14
J's Pipeline, Inc.	0	0%	0	0	0%	0	4	90%	251	0	0%	0	0	0%	0	0	0%	0	5	278
JLS Concrete Pumping	1	14%	39	0	0%	0	10	72%	194	0	0%	0	0	0%	0	0	0%	0	15	268
Masonry Concepts, Inc.	0	0%	0	6	24%	534	25	72%	1584	0	0%	0	0	0%	0	0	0%	0	34	2190
Middle Earth Geo Testing, Inc.	0	0%	0	1	50%	5	2	100%	9	0	0%	0	0	0%	0	0	0%	0	2	9
Otis Elevator Company	0	0%	0	0	0%	0	7	80%	338	0	0%	0	0	0%	0	0	0%	0	8	424
Pacific Waterproofing & Restoration, Inc.	0	0%	0	0	0%	0	3	65%	103	0	0%	0	0	0%	0	0	0%	0	5	157
Precision Doors & Millwork	0	0%	0	0	0%	0	1	100%	8	0	0%	0	0	0%	0	0	0%	0	1	8
Psomas	1	23%	23	4	62%	61	8	100%	98	0	0%	0	0	0%	0	0	0%	0	8	98
RD Systems, Inc.	0	0%	0	3	50%	29	4	100%	59	0	0%	0	0	0%	0	0	0%	0	4	59
Stantru Resources, Inc.	8	6%	1271	24	24%	5290	109	75%	16418	0	0%	0	1	3%	741	1	3%	741	167	21759
Twining, Inc.	3	24%	223	4	5%	43	20	87%	791	0	0%	0	1	3%	27	1	3%	27	25	914
Unified Inspection & Testing, Inc.	0	0%	0	0	0%	0	1	100%	16	0	0%	0	0	0%	0	0	0%	0	1	16
Westco Service Company	0	0%	0	1	6%	8	8	100%	137	0	0%	0	0	0%	0	0	0%	0	8	137
Wreck Age Demolition, Inc.	5	14%	212	1	6%	86	11	91%	1342	0	0%	0	0	0%	0	0	0%	0	13	1478

*Percentages reflect workers who are verified as Disadvantaged by Pacific Gateway Workforce Investment Network and Veterans verified by Parsons (per COLB PLA Section 3.5 (c))



Parsons Constructors Inc.

100 West Walnut Street • Pasadena, California 91124 • (626) 440-3000 • Fax: (626) 440-2516

Date: June 28, 2021

To: Jose Acosta
Swinerton Builders
jacosta@swinerton.com

From: Tara Neumann, Parsons
Tara.Neumann@parsons.com

CC: Edward Einem, Swinerton Builders
Lupe Navarro, Swinerton Builders
Virginia Mercado, Swinerton Builders
Richard Panos, Anser Advisory
Jared Kemp, Anser Advisory
Melissa Pyun, City of Long Beach
Rasien Connelly, Parsons
Dan Sloan, Parsons

RE: Community Economic Development Efforts at the City of Long Beach
Project: City of Long Beach Airport Terminal Improvements Phase II
Prime Contractor: Swinerton Builders
Attachment: Local Hire & Disadvantaged/Veteran Worker Report

In working toward meeting the City of Long Beach's PLA goals on the City of Long Beach Airport Terminal Improvements Phase II project, we are providing you with an update of the current percentages achieved by Swinerton Builders and its subcontractors.

We are highlighting those contractors who are exceeding the Local Hire and Disadvantaged/Veteran Goals and those who could use a boost in increasing their numbers. I've attached a summary report for your reference which includes all CPR data received through June 20, 2021.

Project overall Local Resident Goal (40% Goal):

- 1st Tier Zip Codes (Long Beach Zip Codes): Currently 10%
- 2nd Tier Zip Codes (Gateway Cities): Currently 25%
- 3rd Tier Zip Codes (Los Angeles & Orange County – includes Long Beach & Gateway Cities Zip Codes): Currently 81%

Contractors who have submitted CPRs that are currently *exceeding* the City of Long Beach PLA Local Hire Goal of 40% are as follows:

Contractor	1 st Tier Zip Codes	2 nd Tier Zip Codes	3 rd Tier Zip Codes
Swinerton	0%	12%	65%
Acco Engineered Systems	41%	10%	83%
Advanced Cable Solutions, Inc.	0%	79%	100%
Altitude, Inc.	40%	26%	100%
Applied Engineering Concepts	0%	0%	100%
Baker Electric	23%	8%	91%
Bali Construction	0%	42%	86%
Best Contracting Services, Inc.	1%	22%	85%



RE: Community Economic Development Efforts through June 20, 2021

Project: Long Beach Airport Terminal Phase II
 Prime Contractor: Swinerton Builders

Contractor	1st Tier Zip Codes	2nd Tier Zip Codes	3rd Tier Zip Codes
Bonas Painting	34%	31%	100%
California Hi-Tech Flooring, Inc.	0%	25%	63%
Center Concrete Cutting	0%	0%	100%
Connor Concrete Cutting (JMH)	0%	100%	100%
Connor Concrete Cutting (Power1)	0%	64%	64%
Control Air Enterprises, Inc.	0%	1%	93%
Crown Fence	0%	25%	88%
Dinamic Mod Construction	0%	0%	48%
Environmental Construction	2%	21%	82%
Ethos Energy Field Services	0%	37%	96%
Foundation Service Corp.	22%	32%	93%
Fire Safe Service Group	47%	0%	100%
GGG Demolition, Inc.	1%	14%	85%
Gregg Electric, Inc.	49%	6%	62%
ISEC, Inc.	0%	66%	100%
JLS Concrete Pumping	54%	0%	83%
JMH Engineering sub to Baker	14%	57%	95%
JMH Engineering sub to Sasco	0%	68%	100%
Johnson Controls Fire Protection	0%	0%	65%
Junior Steel Inc.	0%	20%	53%
Kehoe Testing	27%	0%	100%
Leko Construction	8%	26%	74%
Marina Landscape	0%	0%	41%
Martin Brothers	0%	7%	71%
Matt Chlor, Inc.	0%	0%	56%
Mike Zarp, Inc.	0%	0%	62%
Mike Zarp, Inc. sub to Control Air	0%	0%	40%
Murray Company	0%	15%	64%
Myers & Sons Hi-Way Safety, Inc.	0%	0%	100%
Ondatje Plastering Contracting	0%	0%	50%
Orange County Plastering	45%	0%	45%
Palp, Inc. dba Excel	19%	18%	98%
Penhall (sub to GGG Demo)	0%	0%	93%
Penhall (sub to Power One, LLC)	0%	23%	100%
Performance Cont. (Sub to Murray)	0%	5%	100%
Performance Cont. (Sub to ACCO)	0%	59%	100%
Phoenix Landscape	0%	0%	40%
Power One	0%	18%	63%
Psomas	11%	47%	99%
Quality Production Services, Inc.	0%	15%	78%
Rutherford Co. Inc.	36%	5%	77%
Sasco	8%	78%	98%
Salsbury Engineering Inc.	26%	27%	72%
Sherrin Glass & Metal	50%	50%	100%
Spring Valley Insulation	0%	0%	61%
The McIntyre Company	13%	0%	56%
Vertical Access, Inc.	0%	13%	100%
Vertical sub to Quality Production	0%	4%	63%



RE:	Community Economic Development Efforts through June 20, 2021
Project:	Long Beach Airport Terminal Phase II
Prime Contractor:	Swinerton Builders

Contractors have submitted Certified Payroll Reports and who are **below 40%** of the PLA Local Hire (Los Angeles & Orange County) Goal:

Contractor	1 st Tier Zip Codes	2 nd Tier Zip Codes	3 rd Tier Zip Codes
Architectural Design & Signs	0%	0%	0%
Badger Daylighting Corp.	0%	0%	0%
Boston Barricade	0%	0%	0%
C Below	0%	0%	32%
Geoboden	0%	0%	34%
Green Vista Landscape	0%	0%	0%
Pavement Recycling Systems	0%	0%	0%
Penhall (sub to Murray Company)	0%	0%	0%
Quality Rebar	0%	0%	0%
Quality Reinforcing	0%	0%	1%
RJ Noble	0%	0%	28%

Disadvantaged/Veteran workers (10% Goal): **Currently 1%**

Total Project Hours: 60,887
 Total Disadvantaged Hours: 0
 Total Veteran Hours: 359

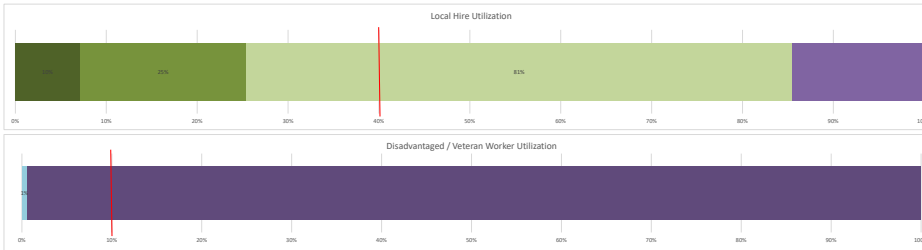
Contractors who are working toward and exceeding the **PLA Disadvantaged/Veteran goal of 10%**: *(percentages reflect workers who are verified as Disadvantaged or Veteran for the hours performed by each contractor)*

- Bali Construction: 6%
- Foundation Service: 7%
- Murray Company: 1%

The remaining contractors working on this project have 0% verified worker hours that count toward the 10% PLA Disadvantaged / Veteran goal *(percentages reflect workers who are verified as Disadvantaged by Pacific Gateway Workforce Investment Network and Veterans verified by Parsons).*

We look forward to working with Swinerton Builders toward the achievement of the City of Long Beach's PLA Local Hire and Disadvantaged/Veteran goal.

Project: 10 Alport Terminal Improvements Phase 2
 Prime: Seibertson



Project Total	LONG BEACH RESIDENT (Est Tier)			GATEWAY CITIES RESIDENT (2nd Tier)			LA/DC RESIDENT (3rd Tier) - Includes Long Beach			DISADVANTAGED (Verified by Public Company)			VETERAN (Verified by Personnel)			Disadvantaged / Veteran Worker			TOTAL	
	# Long Beach Worker	% Hours Long Beach	Hours Long Beach	# Gateway Cities Worker	% Hours Gateway Cities	Hours Gateway Cities	# LA/DC Worker	% Hours LA/DC	Hours LA/DC	# Disadvantaged Worker	% Hours Disadvantaged	Hours Disadvantaged	# Veteran Worker	% Hours Veteran	Hours Veteran	# Disadvantaged / Veteran Worker	% Hours Disadvantaged / Veteran	Hours Disadvantaged / Veteran	All Workers	Total Project Hours
48	40%	4798	153	20%	14974	508	8%	49028	0	0%	0	0	0	0%	0	0	0%	0	913	43897
Seibertson	1	0%	8	11	12%	762	30	65%	4240	0	0%	0	0	0%	0	0	0%	0	45	5235
ACCO Engineered Systems	3	41%	606	7	10%	155	13	83%	1230	0	0%	0	0	0%	0	0	0%	0	20	1488
Advanced Cable Solutions, Inc.	0	0%	0	3	79%	110	4	100%	151	0	0%	0	0	0%	0	0	0%	0	4	151
Alford, Inc.	8	60%	144	3	76%	92	15	100%	358	0	0%	0	0	0%	0	0	0%	0	10	358
Architectural Design and Sales	0	0%	0	0	0%	0	0	0%	0	0	0%	0	0	0%	0	0	0%	0	4	60
Applied Engineering Concepts	0	0%	0	0	0%	0	1	100%	4	0	0%	0	0	0%	0	0	0%	0	1	4
Budco Distribution Corp.	0	0%	0	0	0%	0	0	0%	0	0	0%	0	0	0%	0	0	0%	0	1	6
Bull Construction, Inc.	0	0%	0	13	42%	1658	35	86%	9453	0	0%	1	6%	243	1	6%	243	50	1093	
Baker Electric	3	22%	2187	4	8%	810	16	91%	9136	0	0%	0	0	0%	0	0	0%	0	23	10051
Best Contracting Services, Inc.	1	1%	8	5	22%	125	14	85%	493	0	0%	0	0	0%	0	0	0%	0	17	181
Bosco Painting	1	36%	88	1	11%	80	3	100%	254	0	0%	0	0	0%	0	0	0%	0	3	256
Boston Berkebile	0	0%	0	0	0%	0	0	0%	0	0	0%	0	0	0%	0	0	0%	0	10	117
B-Tower	0	0%	0	0	0%	0	3	37%	171	0	0%	0	0	0%	0	0	0%	0	4	176
California 40 Truck Flooring, Inc.	0	0%	0	1	32%	16	3	83%	60	0	0%	0	0	0%	0	0	0%	0	6	64
Center Concrete Cutting, Inc.	0	0%	0	0	0%	0	1	100%	4	0	0%	0	0	0%	0	0	0%	0	1	4
Center Concrete Cutting & Control (M&H)	0	0%	0	1	100%	63	1	100%	63	0	0%	0	0	0%	0	0	0%	0	1	63
Center Concrete Cutting & Control (Power One)	0	0%	0	1	64%	7	1	64%	7	0	0%	0	0	0%	0	0	0%	0	2	11
Central Air Enterprises, Inc.	0	0%	0	1	1%	8	3	89%	498	0	0%	0	0	0%	0	0	0%	0	7	254
Crown Fence	0	0%	0	8	28%	139	32	84%	765	0	0%	0	0	0%	0	0	0%	0	39	487
Dynamic Mold Construction	0	0%	0	0	0%	0	3	48%	88	0	0%	0	0	0%	0	0	0%	0	6	184
Environmental Construction Group, Inc.	1	2%	59	13	21%	780	14	82%	3124	0	0%	0	0	0%	0	0	0%	0	19	1266
Ethos Energy Field Services	0	0%	0	2	37%	181	6	96%	460	0	0%	0	0	0%	0	0	0%	0	9	487
Foundation Service Corp.	2	22%	122	3	32%	180	7	93%	527	0	0%	1	7%	42	1	7%	42	8	564	
Fra Safe Group, Inc.	3	47%	524	0	0%	0	2	100%	1110	0	0%	0	0	0%	0	0	0%	0	2	1135
Genesys	0	0%	0	0	0%	0	1	100%	18	0	0%	0	0	0%	0	0	0%	0	1	18
GGG Demolition, Inc.	2	1%	24	8	14%	229	20	85%	1421	0	0%	0	0	0%	0	0	0%	0	18	1677
Grease Electric, Inc.	1	60%	141	1	6%	16	3	62%	181	0	0%	0	0	0%	0	0	0%	0	4	200
Green Vista Landscapes	0	0%	0	0	0%	0	0	0%	0	0	0%	0	0	0%	0	0	0%	0	2	16
HEC, Inc.	0	0%	0	4	66%	105	5	100%	158	0	0%	0	0	0%	0	0	0%	0	5	158
HL Concrete Pumping	1	54%	35	0	0%	0	4	83%	51	0	0%	0	0	0%	0	0	0%	0	5	64
John Engineering sub to Brian	5	24%	609	9	37%	2028	21	95%	4285	0	0%	0	0	0%	0	0	0%	0	26	4499
John Engineering sub to Jason	0	0%	0	2	68%	26	4	100%	28	0	0%	0	0	0%	0	0	0%	0	4	38
Johnny Controls Fire Protections LP	0	0%	0	0	0%	0	2	65%	33	0	0%	0	0	0%	0	0	0%	0	3	51
Junco Seal Inc.	0	0%	0	7	20%	275	17	93%	730	0	0%	0	0	0%	0	0	0%	0	14	1388
Junco Testline	1	27%	6	0	0%	0	3	100%	22	0	0%	0	0	0%	0	0	0%	0	3	22
Kabo Construction, Inc.	1	8%	24	2	28%	80	7	76%	224	0	0%	0	0	0%	0	0	0%	0	9	308
Marina Landscapes, Inc.	0	0%	0	0	0%	0	3	41%	17	0	0%	0	0	0%	0	0	0%	0	6	41
Marina Brothers, Inc.	0	0%	0	1	7%	8	3	71%	80	0	0%	0	0	0%	0	0	0%	0	5	112
Matt Chib, Inc.	0	0%	0	0	0%	0	1	50%	8	0	0%	0	0	0%	0	0	0%	0	3	14
Mike Zapp, Inc. sub to Seibertson	0	0%	0	0	0%	0	7	62%	272	0	0%	0	0	0%	0	0	0%	0	16	435
Mike Zapp, Inc. sub to Central Air Enterprises	0	0%	0	0	0%	0	1	40%	8	0	0%	0	0	0%	0	0	0%	0	3	20
Murray Company	0	0%	0	6	15%	1038	25	64%	4500	0	0%	1	1%	74	1	1%	74	51	2037	
Murray & Sons Hi Way Safety, Inc.	0	0%	0	0	0%	0	2	100%	36	0	0%	0	0	0%	0	0	0%	0	2	36
Norfolk Production Contractors	0	0%	0	0	0%	0	1	100%	15	0	0%	0	0	0%	0	0	0%	0	2	18
Orange County Machine Company, Inc.	1	6%	88	0	0%	0	1	45%	88	0	0%	0	0	0%	0	0	0%	0	1	106
Palm, Inc. dba Excel Paving	1	18%	35	2	18%	32	14	98%	177	0	0%	0	0	0%	0	0	0%	0	15	181
Pavement Recycling Systems	0	0%	0	0	0%	0	0	0%	0	0	0%	0	0	0%	0	0	0%	0	1	9
Perthall sub to GGG Demolition	0	0%	0	0	0%	0	5	93%	97	0	0%	0	0	0%	0	0	0%	0	6	104
Perthall sub to Murray Company	0	0%	0	0	0%	0	0	0%	0	0	0%	0	0	0%	0	0	0%	0	1	6
Perthall sub to Power One, LLC	0	0%	0	1	13%	8	2	100%	36	0	0%	0	0	0%	0	0	0%	0	2	36
Performance Contracting, Inc. (Sub to Murray)	0	0%	0	1	5%	4	4	100%	75	0	0%	0	0	0%	0	0	0%	0	4	75
Performance Contracting, Inc. (Sub to ACCO)	0	0%	0	1	59%	52	5	100%	88	0	0%	0	0	0%	0	0	0%	0	5	88
Phoenix Landscape	0	0%	0	0	0%	0	2	40%	10	0	0%	0	0	0%	0	0	0%	0	4	25
Power One, LLC	0	0%	0	3	18%	311	16	83%	1081	0	0%	0	0	0%	0	0	0%	0	27	1718
Proton	1	11%	138	7	47%	563	16	99%	1187	0	0%	0	0	0%	0	0	0%	0	18	1201
Quality Production Services, Inc.	0	0%	0	4	15%	165	25	100%	1078	0	0%	0	0	0%	0	0	0%	0	16	1068
Quality Refurb, Inc.	0	0%	0	0	0%	0	0	0%	0	0	0%	0	0	0%	0	0	0%	0	6	41
Quality Refurbco	0	0%	0	0	0%	0	1	1%	6	0	0%	0	0	0%	0	0	0%	0	20	460
RJ Noble	0	0%	0	0	0%	0	2	28%	16	0	0%	0	0	0%	0	0	0%	0	5	57
Rutherford Co., Inc.	2	36%	276	2	5%	41	7	77%	586	0	0%	0	0	0%	0	0	0%	0	10	764
Sacro	2	8%	420	9	78%	1001	25	98%	4931	0	0%	0	0	0%	0	0	0%	0	30	5025
Salisbury Environmental, Inc.	1	26%	69	1	27%	69	8	72%	170	0	0%	0	0	0%	0	0	0%	0	14	249
Sherwin-Williams	1	50%	4	1	10%	4	2	100%	4	0	0%	0	0	0%	0	0	0%	0	2	8
Secura Valley Insulation Contractors	0	0%	0	0	0%	0	2	61%	22	0	0%	0	0	0%	0	0	0%	0	3	36
The Mentive Company	1	13%	16	0	0%	0	2	56%	70	0	0%	0	0	0%	0	0	0%	0	3	124
Vertical Access, Inc.	0	0%	0	1	13%	4	5	100%	32	0	0%	0	0	0%	0	0	0%	0	5	32
Vertical Access, Inc. sub to Quality Production	0	0%	0	0	0%	0	6	83%	90	0	0%	0	0	0%	0	0	0%	0	10	142

* Percentages reflect workers who are verified as Disadvantaged by Public Gateway Workforce Investment Network and Veterans verified by Personnel (per CDB P.L.A Section 3.5 (j))



Parsons Constructors Inc.

100 West Walnut Street • Pasadena, California 91124 • (626) 440-3000 • Fax: (626) 440-2516

Date: June 25, 2021

To: Tom Luby
General Consolidated Constructors
tom@gcc-inc.us

CC: Karina Chavez, General Consolidated
Michelle Harati, Harati Solutions
Tony Resendez, City of Long Beach
Melissa Pyun, City of Long Beach
Dan Sloan, Parsons
Don Maurer, Parsons
Rasien Connelly, Parsons

From: Tara Neumann, Parsons
Tara.Neumann@parsons.com

RE: Community Economic Development Efforts at the City of Long Beach
Project: Granada / Junipero Beach Concession Renovations & Site Improvements
Prime Contractor: General Consolidated Constructors
Attachment: Local Hire & Disadvantaged/Veteran Worker Report

In working toward meeting the City of Long Beach's PLA goals on the City of Long Beach Granada / Junipero Beach Concession Renovations and Site Improvements project, we are providing you with an update of the current percentages achieved by General Consolidated Constructors and its subcontractors.

We are highlighting those contractors who are exceeding the Local Hire and Disadvantaged/Veteran Goals and those who could use a boost in increasing their numbers. I've attached a summary report for your reference which includes all CPR data received through June 20, 2021.

This project is funded with Tidelands funds, therefore the COLB, PLA Article 3, Section 3.5(a)(1) is applicable. "Where Project Work is funded in full or in part by the State of California Tidelands funds, the term Local Resident, as used in this section shall mean an individual whose primary place of residence is within the Counties of Los Angeles or Orange".

Project overall Local Resident Goal (40% Goal):

- 3rd Tier Zip Codes (Los Angeles & Orange County – includes Long Beach & Gateway Cities Zip Codes): Currently 60%
- 1st Tier Zip Codes: (Long Beach Zip Codes): Currently 12%
- 2nd Tier Zip Codes (Gateway Cities): Currently 11%

Contractors who have submitted CPRs that are currently *exceeding* the City of Long Beach PLA Local Hire Goal of 40% are as follows:

Contractor	1 st Tier Zip Codes	2 nd Tier Zip Codes	3 rd Tier Zip Codes
General Consolidated Constructors	11%	13%	58%
Mark Beamish	17%	0%	100%
Merli Concrete Pumping	19%	0%	95%
Ortco, Inc.	0%	52%	100%
T.J. Janca Construction	30%	0%	100%



RE:	Community Economic Development Efforts through June 20, 2021
Project:	City of Long Beach Granada / Junipero Beach Concession
Prime Contractor:	General Consolidated Constructors

Contractor	1 st Tier Zip Codes	2 nd Tier Zip Codes	3 rd Tier Zip Codes
The Blakely Co., Inc.	0%	0%	100%

Contractors have submitted Certified Payroll Reports and who are **below 40%** of the PLA Local Hire (Los Angeles & Orange County) Goal:

Contractor	1 st Tier Zip Codes	2 nd Tier Zip Codes	3 rd Tier Zip Codes
ABC Resources	0%	0%	0%
Big Bear Electric	0%	0%	32%
Ondatje Contracting Inc.	0%	0%	11%
On Point Land Surveying	0%	0%	0%
Spectrasystems dba Spectraturf	27%	0%	27%
Western Sign & Awning	0%	0%	0%

Disadvantaged/Veteran workers (10% Goal): **Currently 5%**
 Total Project Hours: 14,872
 Total Disadvantaged Hours: 0
 Total Veteran Hours: 699

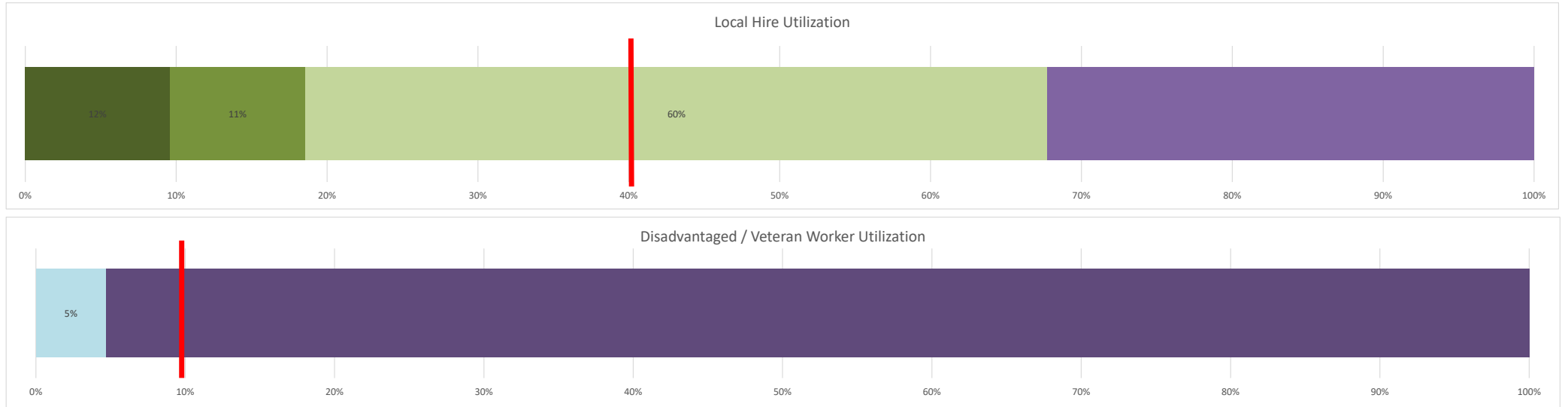
Contractors who are working toward and exceeding the **PLA Disadvantaged/Veteran goal of 10%**:
(percentages reflect workers who are verified as Disadvantaged or Veteran for the hours performed by each contractor)

- General Consolidated Constructors: 6%

The remaining contractors working on this project have 0% verified worker hours that count toward the 10% PLA Disadvantaged / Veteran goal *(percentages reflect workers who are verified as Disadvantaged by Pacific Gateway Workforce Investment Network and Veterans verified by Parsons as per COLB PLA Section 3.5 (c)).*

We look forward to working with General Consolidated Constructors toward the achievement of the City of Long Beach's PLA Local Hire and Disadvantaged/Veteran goal.

Project: City of Long Beach - Granada / Junipero Beach Concession Renovations & Site Improvements
 Prime: General Consolidated Constructors



	LONG BEACH RESIDENT (1st Tier)			GATEWAY CITIES RESIDENT (2nd Tier)			LA/OC RESIDENT (3rd Tier) - includes Long Beach & Gateway Zip Codes			DISADVANTAGED (Verified by Pacific Gateway)*			VETERAN (Verified by Parsons)*			DISADVANTAGED / VETERAN			TOTAL	
	# Long Beach Worker	% Hours Long Beach Residents	Hours Long Beach	# Gateway Cities Worker	% Hours Gateway Residents	Hours Gateway Cities	# LA/OC Workers	% Hours LA/OC Residents	Hours LA/OC	# Disadvantaged Workers	% Hours Disadvantaged	Hours Disadvantaged	# Veteran Workers	% Hours Veteran	Hours Veteran	# Disadvantaged / Veteran Workers	% Hours Disadvantaged / Veteran	Hours Disadvantaged / Veteran	All Workers	Total Project Hours
Project Total	15	12%	1750	14	11%	1641	80	60%	8983	0	0%	0	1	5%	699	1	5%	699	119	14872
General Consolidated Constructors	9	11%	1333	13	13%	1635	46	58%	7323	0	0%	0	1	6%	699	1	6%	699	63	12550
ABC Rescouces Inc.	0	0%	0	0	0%	0	0	0%	0	0	0%	0	0	0%	0	0	0%	0	2	16
Big Bear Electric	0	0%	0	0	0%	0	1	32%	76	0	0%	0	0	0%	0	0	0%	0	5	239
Mark Beamish Waterproofing	1	17%	4	0	0%	0	5	100%	23	0	0%	0	0	0%	0	0	0%	0	5	23
Merli Concrete Pumping	2	19%	32	0	0%	0	13	95%	160	0	0%	0	0	0%	0	0	0%	0	14	169
Ondatje Contracting, Inc.	0	0%	0	0	0%	0	1	11%	11	0	0%	0	0	0%	0	0	0%	0	4	101
On Point Land Surveying, Inc.	0	0%	0	0	0%	0	0	0%	0	0	0%	0	0	0%	0	0	0%	0	1	44
Ortco, Inc.	0	0%	0	1	52%	7	2	100%	13	0	0%	0	0	0%	0	0	0%	0	2	13
The Blakely Co., Inc.	0	0%	0	0	0%	0	3	100%	332	0	0%	0	0	0%	0	0	0%	0	3	332
TJ Janca Construction	2	30%	291	0	0%	0	8	100%	955	0	0%	0	0	0%	0	0	0%	0	8	955
Spectrasystems DBA Spectraturf	1	27%	90	0	0%	0	1	27%	90	0	0%	0	0	0%	0	0	0%	0	5	329
Western Sign & Awning, Inc.	0	0%	0	0	0%	0	0	0%	0	0	0%	0	0	0%	0	0	0%	0	7	102

*Percentages reflect workers who are verified as Disadvantaged by Pacific Gateway Workforce Investment Network and Veterans verified by Parsons (per COLB PLA Section 3.5 (c))