



Parsons Constructors Inc.

100 West Walnut Street • Pasadena, California 91124 • (626) 440-3000 • Fax: (626) 440-2516

Date: September 28, 2021

To: Jose Acosta
Swinerton Builders
jacosta@swinerton.com

CC: Edward Einem, Swinerton Builders
Lupe Navarro, Swinerton Builders
Virginia Mercado, Swinerton Builders
Richard Panos, Anser Advisory
Jared Kemp, Anser Advisory
Melissa Pyun, City of Long Beach
Rasien Connelly, Parsons
Dan Sloan, Parsons

From: Tara Neumann, Parsons
Tara.Neumann@parsons.com

RE: Community Economic Development Efforts at the City of Long Beach
Project: City of Long Beach Airport Terminal Improvements Phase II
Prime Contractor: Swinerton Builders
Attachment: Local Hire & Disadvantaged/Veteran Worker Report

In working toward meeting the City of Long Beach's PLA goals on the City of Long Beach Airport Terminal Improvements Phase II project, we are providing you with an update of the current percentages achieved by Swinerton Builders and its subcontractors.

We are highlighting those contractors who are exceeding the Local Hire and Disadvantaged/Veteran Goals and those who could use a boost in increasing their numbers. I've attached a summary report for your reference which includes all CPR data received through September 20, 2021.

Project overall Local Resident Goal (40% Goal):

- 1st Tier Zip Codes (Long Beach Zip Codes): Currently 9%
- 2nd Tier Zip Codes (Gateway Cities): Currently 23%
- 3rd Tier Zip Codes (Los Angeles & Orange County – includes Long Beach & Gateway Cities Zip Codes): Currently 76%

Contractors who have submitted CPRs that are currently *exceeding* the City of Long Beach PLA Local Hire Goal of 40% are as follows:

Contractor	1 st Tier Zip Codes	2 nd Tier Zip Codes	3 rd Tier Zip Codes
Swinerton	1%	11%	67%
Acco Engineered Systems	37%	14%	83%
Advanced Cable Solutions, Inc.	0%	58%	100%
Altitude, Inc.	40%	26%	100%
Applied Engineering Concepts	0%	0%	100%
Baker Electric	22%	10%	90%
Bali Construction	0%	35%	85%
Best Contracting Services, Inc.	0%	28%	75%



RE: Community Economic Development Efforts through September 20, 2021

Project: Long Beach Airport Terminal Phase II
 Prime Contractor: Swinerton Builders

Contractor	1st Tier Zip Codes	2nd Tier Zip Codes	3rd Tier Zip Codes
Bonas Painting	33%	31%	100%
California Hi-Tech Flooring, Inc.	1%	17%	46%
Center Concrete Cutting	0%	0%	100%
Connor Concrete Cutting	0%	95%	95%
Control Air Enterprises, Inc.	0%	6%	95%
Crown Fence	0%	23%	88%
Dinamic Mod Construction	0%	0%	48%
Environmental Construction	5%	24%	84%
Ethos Energy Field Services	2%	28%	55%
Foundation Service Corp.	21%	32%	55%
Fire Safe Service Group	47%	0%	100%
GGG Demolition, Inc.	1%	14%	85%
Gregg Electric, Inc.	49%	6%	62%
HIS Electrical Contractors Inc.	0%	22%	41%
ISEC, Inc.	0%	80%	100%
JLM Installation	0%	0%	100%
JLS Concrete Pumping	39%	0%	88%
JMH Engineering	13%	57%	95%
Johnson Controls Fire Protection	0%	0%	65%
Junior Steel Inc.	3%	23%	61%
K&S Excavating Inc.	0%	0%	43%
Kehoe Testing	27%	0%	100%
Leko Construction	8%	26%	74%
Luxury Lighting	0%	93%	93%
Marina Landscape	0%	0%	41%
Martin Brothers	0%	7%	72%
Matt Chlor, Inc.	0%	0%	49%
Mike Zarp, Inc.	0%	1%	54%
Murray Company	0%	14%	60%
Myers & Sons Hi-Way Safety, Inc.	0%	0%	40%
Ondatje Plastering Contracting	0%	0%	50%
Palp, Inc. dba Excel	18%	22%	92%
Penhall Company	3%	14%	93%
Performance Cont.	0%	36%	100%
Phoenix Landscape	0%	0%	40%
Power One	0%	17%	61%
Psomas	13%	44%	99%
Quality Production Services, Inc.	0%	18%	76%
Rutherford Co. Inc.	7%	8%	65%
Sasco	8%	75%	97%
Salsbury Engineering Inc.	26%	27%	61%
Sherrin Glass & Metal	50%	50%	100%
Spring Valley Insulation	0%	0%	77%
The McIntyre Company	7%	0%	41%
Vertical Access, Inc.	0%	12%	77%
W.S. Klem	0%	0%	50%
Western Allied Corporation	37%	2%	60%



RE:	Community Economic Development Efforts through September 20, 2021
Project:	Long Beach Airport Terminal Phase II
Prime Contractor:	Swinerton Builders

Contractors have submitted Certified Payroll Reports and who are **below 40%** of the PLA Local Hire (Los Angeles & Orange County) Goal:

Contractor	1 st Tier Zip Codes	2 nd Tier Zip Codes	3 rd Tier Zip Codes
Architectural Design & Signs	0%	0%	0%
Badger Daylighting Corp.	0%	0%	0%
Boston Barricade	0%	0%	0%
C Below	0%	0%	15%
Geoboden	0%	0%	34%
Green Vista Landscape	0%	0%	0%
Orange County Plastering	18%	0%	27%
Pavement Recycling Systems	0%	0%	0%
Penhall (sub to Murray Company)	0%	0%	0%
Quality Rebar	0%	0%	0%
Quality Reinforcing	0%	0%	1%
RJ Noble	0%	0%	28%

Disadvantaged/Veteran workers (10% Goal): **Currently 1%**

Total Project Hours: 86,105

Total Disadvantaged Hours: 0

Total Veteran Hours: 455

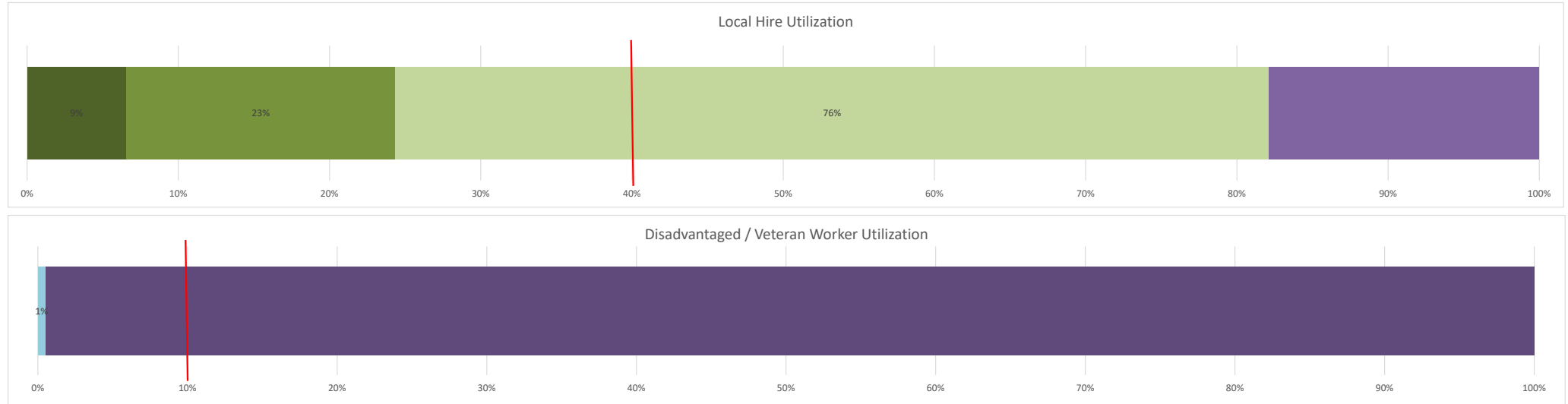
Contractors who are working toward and exceeding the **PLA Disadvantaged/Veteran goal of 10%**: *(percentages reflect workers who are verified as Disadvantaged or Veteran for the hours performed by each contractor)*

- Bali Construction: 8%
- Foundation Service: 7%
- Murray Company: 1%

The remaining contractors working on this project have 0% verified worker hours that count toward the 10% PLA Disadvantaged / Veteran goal *(percentages reflect workers who are verified as Disadvantaged by Pacific Gateway Workforce Investment Network and Veterans verified by Parsons).*

We look forward to working with Swinerton Builders toward the achievement of the City of Long Beach's PLA Local Hire and Disadvantaged/Veteran goal.

Project: LB Airport Terminal Improvements Phase 2
 Prime: Swinerton



	LONG BEACH RESIDENT (1st Tier)			GATEWAY CITIES RESIDENT (2nd Tier)			LA/OC RESIDENT (3rd Tier) - includes Long Beach & Gateway Zip Codes			DISADVANTAGED (Verified by Pacific Gateway)*			VETERAN (Verified by Parsons)*			DISADVANTAGED / VETERAN			TOTAL	
	# Long Beach Worker	% Hours Long Beach Residents	Hours Long Beach	# Gateway Cities Worker	% Hours Gateway Residents	Hours Gateway Cities	# LA/OC Workers	% Hours LA/OC Residents	Hours LA/OC	# Disadvantaged Workers	% Hours Disadvantaged	Hours Disadvantaged	# Veteran Workers	% Hours Veteran	Hours Veteran	# Disadvantaged / Veteran Workers	% Hours Disadvantaged / Veteran	Hours Disadvantaged / Veteran	All Workers	Total Project Hours
Project Total	51	9%	7481.96	185	23%	20228.5	634	76%	65781.13	0	0%	0	4	0.5%	455	4	1%	454.5	993	86105.18
Swinerton	2	1%	48	10	11%	915	30	67%	5491	0	0%	0	0	0%	0	0	0%	0	48	8151
ACCO Engineered Systems	3	37%	596	4	14%	220	17	83%	1340	0	0%	0	0	0%	0	0	0%	0	24	1620
Advanced Cable Solutions, Inc.	0	0%	0	3	58%	123	4	100%	212	0	0%	0	0	0%	0	0	0%	0	4	212
Altitude, Inc.	8	40%	144	3	26%	92	15	100%	358	0	0%	0	0	0%	0	0	0%	0	15	358
Architectural Design and Signs	0	0%	0	0	0%	0	0	0%	0	0	0%	0	0	0%	0	0	0%	0	2	18
Applied Engineering Concepts	0	0%	0	0	0%	0	1	100%	4	0	0%	0	0	0%	0	0	0%	0	1	4
Badger Daylighting Corp.	0	0%	0	0	0%	0	0	0%	0	0	0%	0	0	0%	0	0	0%	0	1	6
Bali Construction, Inc.	0	0%	0	12	35%	1432	36	85%	3417	0	0%	0	2	8%	339	2	8%	339	52	4043
Baker Electric	4	22%	2931	5	10%	1310	18	90%	12022	0	0%	0	0	0%	0	0	0%	0	24	13421
Best Contracting Services, Inc.	1	0%	8	11	28%	582	33	75%	1536	0	0%	0	0	0%	0	0	0%	0	42	2043
Bonas Painting	1	33%	112	1	31%	104	3	100%	336	0	0%	0	0	0%	0	0	0%	0	3	336
Boston Barricade	0	0%	0	0	0%	0	0	0%	0	0	0%	0	0	0%	0	0	0%	0	10	117
C Below	0	0%	0	0	0%	0	4	15%	48	0	0%	0	0	0%	0	0	0%	0	15	323
California Hi-Tech Flooring, Inc.	1	1%	9	6	17%	120	16	46%	318	0	0%	0	0	0%	0	0	0%	0	40	688
Center Concrete Cutting, Inc.	0	0%	0	0	0%	0	1	100%	4	0	0%	0	0	0%	0	0	0%	0	1	4
Connor Concrete Cutting & Coring	0	0%	0	1	95%	70	1	95%	70	0	0%	0	0	0%	0	0	0%	0	2	74
Control Air Enterprises, Inc.	0	0%	0	1	6%	72	5	95%	1205	0	0%	0	0	0%	0	0	0%	0	8	1268

Crown Fence	0	0%	0	8	23%	232	22	88%	869	0	0%	0	0	0%	0	0	0%	0	29	991
Dinamic Mod Construction	0	0%	0	0	0%	0	3	48%	88	0	0%	0	0	0%	0	0	0%	0	6	184
Environmental Construction Group, Inc.	1	5%	247	15	24%	1192	42	84%	4080	0	0%	0	0	0%	0	0	0%	0	48	4876
Ethos Energy Field Services	1	2%	72	5	28%	1234	13	55%	2475	0	0%	0	0	0%	0	0	0%	0	24	4473
Foundation Service Corp.	2	21%	122	3	32%	180	6	55%	311	0	0%	0	1	7%	42	1	7%	42	8	570
Fire Safe Group, Inc.	1	47%	792	0	0%	0	3	100%	1680	0	0%	0	0	0%	0	0	0%	0	3	1680
Geoboden	0	0%	0	0	0%	0	1	34%	18	0	0%	0	0	0%	0	0	0%	0	3	53
GGG Demolition, Inc.	2	1%	24	8	14%	229	29	85%	1421	0	0%	0	0	0%	0	0	0%	0	38	1677
Gregg Electric, Inc.	1	49%	141	1	6%	16	3	62%	181	0	0%	0	0	0%	0	0	0%	0	4	290
Green Vista Landscape	0	0%	0	0	0%	0	0	0%	0	0	0%	0	0	0%	0	0	0%	0	4	48
HSI Electrical Contractors Inc.	0	0%	0	2	22%	29	3	41%	55	0	0%	0	0	0%	0	0	0%	0	5	135
ISEC, Inc.	0	0%	0	4	80%	212	5	100%	265	0	0%	0	0	0%	0	0	0%	0	5	265
JLS Concrete Pumping	1	39%	35	0	0%	0	6	88%	77	0	0%	0	0	0%	0	0	0%	0	7	88
JLM Installation	0	0%	0	0	0%	0	1	100%	24	0	0%	0	0	0%	0	0	0%	0	1	24
JMH Engineering	5	13%	609	9	57%	2696	22	95%	4482	0	0%	0	0	0%	0	0	0%	0	27	4703
Johnson Controls Fire Protections LP	0	0%	0	0	0%	0	2	65%	33	0	0%	0	0	0%	0	0	0%	0	3	51
Junior Steel Inc.	1	3%	128	10	23%	940	28	61%	2476	0	0%	0	0	0%	0	0	0%	0	49	4090
K&S Excavating, Inc.	0	0%	0	0	0%	0	5	43%	95	0	0%	0	0	0%	0	0	0%	0	7	223
Kehoe Testing	1	27%	6	0	0%	0	3	100%	22	0	0%	0	0	0%	0	0	0%	0	3	22
Leko Construction, Inc.	1	8%	24	2	26%	80	7	74%	224	0	0%	0	0	0%	0	0	0%	0	9	304
Luxury Lighting Inc.	0	0%	0	2	93%	199	2	93%	199	0	0%	0	0	0%	0	0	0%	0	4	215
Marina Landscape, Inc.	0	0%	0	0	0%	0	3	41%	17	0	0%	0	0	0%	0	0	0%	0	6	41
Martin Brothers, Inc.	0	0%	0	1	7%	8	5	72%	82	0	0%	0	0	0%	0	0	0%	0	7	114
Matt Chlor, Inc.	0	0%	0	0	0%	0	1	49%	15	0	0%	0	0	0%	0	0	0%	0	3	30
Mike Zarp, Inc.	0	0%	0	1	1%	4	9	54%	339	0	0%	0	0	0%	0	0	0%	0	22	632
Murray Company	0	0%	0	6	14%	1038	25	60%	4542	0	0%	0	1	1%	74	1	1%	74	54	7528
Myers & Sons Hi-Way Safety, Inc.	0	0%	0	0	0%	0	1	40%	12	0	0%	0	0	0%	0	0	0%	0	2	30
Ondatje Plastering Contracting	0	0%	0	0	0%	0	1	50%	19	0	0%	0	0	0%	0	0	0%	0	2	38
Orange County Plastering Company, Inc.	1	18%	184	0	0%	0	4	27%	272	0	0%	0	0	0%	0	0	0%	0	17	995
Palp, Inc. dba Excel Paving	4	18%	59	3	22%	71	20	92%	302	0	0%	0	0	0%	0	0	0%	0	23	327
Pavement Recycling Systems	0	0%	0	0	0%	0	0	0%	0	0	0%	0	0	0%	0	0	0%	0	1	9
Penhall Company	1	3%	5	2	14%	23	10	93%	154	0	0%	0	0	0%	0	0	0%	0	11	165
Performance Contracting, Inc.	0	0%	0	1	36%	60	5	100%	169	0	0%	0	0	0%	0	0	0%	0	5	169
Phoenix Landscape	0	0%	0	0	0%	0	2	40%	10	0	0%	0	0	0%	0	0	0%	0	4	25
Power One, LLC	0	0%	0	3	17%	311	16	61%	1106	0	0%	0	0	0%	0	0	0%	0	28	1800
Psomas	1	13%	174	7	44%	583	17	99%	1291	0	0%	0	0	0%	0	0	0%	0	20	1309
Quality Production Services, Inc.	0	0%	0	9	18%	836	36	76%	3614	0	0%	0	0	0%	0	0	0%	0	55	4748
Quality Rebar, Inc.	0	0%	0	0	0%	0	0	0%	0	0	0%	0	0	0%	0	0	0%	0	8	48
Quality Reinforcing	0	0%	0	0	0%	0	1	1%	6	0	0%	0	0	0%	0	0	0%	0	20	460
RJ Noble	0	0%	0	0	0%	0	2	28%	16	0	0%	0	0	0%	0	0	0%	0	5	57
Rutherford Co. Inc.	1	7%	116	5	8%	125	14	65%	1080	0	0%	0	0	0%	0	0	0%	0	19	1650
Sasco	2	8%	526	11	75%	4775	31	97%	6205	0	0%	0	0	0%	0	0	0%	0	38	6400
Salsbury Engineering Inc.	1	26%	63	3	27%	67	7	61%	151	0	0%	0	0	0%	0	0	0%	0	12	247
Sherrin Glass & Metal	1	50%	4	1	50%	4	2	100%	8	0	0%	0	0	0%	0	0	0%	0	2	8
Spring Valley Insulation Contractors	0	0%	0	0	0%	0	2	77%	46	0	0%	0	0	0%	0	0	0%	0	3	60

The McIntyre Company	1	7%	32	0	0%	0	4	41%	194	0	0%	0	0	0%	0	0	0%	0	11	472
Vertical Access, Inc.	0	0%	0	5	12%	33	16	77%	219	0	0%	0	0	0%	0	0	0%	0	20	286
W.S. Klem	0	0%	0	0	0%	0	1	50%	40	0	0%	0	0	0%	0	0	0%	0	2	80
Western Allied Corporation	1	37%	272	1	2%	17	9	60%	442	0	0%	0	0	0%	0	0	0%	0	14	737

**Percentages reflect workers who are verified as Disadvantaged by Pacific Gateway Workforce Investment Network and Veterans verified by Parsons (per COLB PLA Section 3.5 (c))*



Parsons Constructors Inc.

100 West Walnut Street • Pasadena, California 91124 • (626) 440-3000 • Fax: (626) 440-2516

Date: September 10, 2021

To: Tom Luby
General Consolidated Constructors
tom@gcc-inc.us

CC: Karina Chavez, General Consolidated
Michelle Harati, Harati Solutions
Tony Resendez, City of Long Beach
Melissa DeAmicis, City of Long Beach
Dan Sloan, Parsons
Don Maurer, Parsons
Rasien Connelly, Parsons

From: Tara Neumann, Parsons
Tara.Neumann@parsons.com

RE: Final Community Economic Development Efforts at the City of Long Beach
Project: Granada / Junipero Beach Concession Renovations & Site Improvements
Prime Contractor: General Consolidated Constructors
Attachment: Local Hire & Disadvantaged/Veteran Worker Report

In working toward meeting the City of Long Beach's PLA goals on the City of Long Beach Granada / Junipero Beach Concession Renovations and Site Improvements project, we are providing you with the final percentages achieved by General Consolidated Constructors and its subcontractors.

We are highlighting those contractors who are exceeding the Local Hire and Disadvantaged/Veteran Goals and those who could use a boost in increasing their numbers. I've attached a summary report for your reference which includes all CPR data received through the end of the project.

This project is funded with Tidelands funds, therefore the COLB, PLA Article 3, Section 3.5(a)(1) is applicable. "Where Project Work is funded in full or in part by the State of California Tidelands funds, the term Local Resident, as used in this section shall mean an individual whose primary place of residence is within the Counties of Los Angeles or Orange".

Project overall Local Resident Goal (40% Goal):

- 3rd Tier Zip Codes (Los Angeles & Orange County – includes Long Beach & Gateway Cities Zip Codes): Currently 60%
- 1st Tier Zip Codes: (Long Beach Zip Codes): Currently 12%
- 2nd Tier Zip Codes (Gateway Cities): Currently 11%

Contractors who have submitted CPRs that *exceeded* the City of Long Beach PLA Local Hire Goal of 40% are as follows:

Contractor	1 st Tier Zip Codes	2 nd Tier Zip Codes	3 rd Tier Zip Codes
General Consolidated Constructors	11%	13%	58%
Mark Beamish	17%	0%	100%
Merli Concrete Pumping	19%	0%	95%
Ortco, Inc.	0%	52%	100%
T.J. Janca Construction	30%	0%	100%



RE:	Community Economic Development Efforts through FINAL
Project:	City of Long Beach Granada / Junipero Beach Concession
Prime Contractor:	General Consolidated Constructors

Contractor	1 st Tier Zip Codes	2 nd Tier Zip Codes	3 rd Tier Zip Codes
The Blakely Co., Inc.	0%	0%	100%

Contractors have submitted Certified Payroll Reports and who are **below 40%** of the PLA Local Hire (Los Angeles & Orange County) Goal:

Contractor	1 st Tier Zip Codes	2 nd Tier Zip Codes	3 rd Tier Zip Codes
ABC Resources	0%	0%	0%
Big Bear Electric	0%	0%	32%
Ondatje Contracting Inc.	0%	0%	11%
On Point Land Surveying	0%	0%	0%
Spectrasystems dba Spectraturf	27%	0%	27%
Western Sign & Awning	0%	0%	0%

Disadvantaged/Veteran workers (10% Goal): **FINAL 5%**
 Total Project Hours: 14,917
 Total Disadvantaged Hours: 0
 Total Veteran Hours: 699

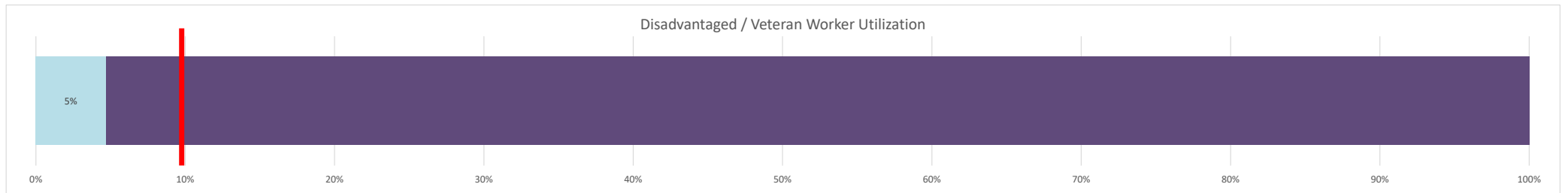
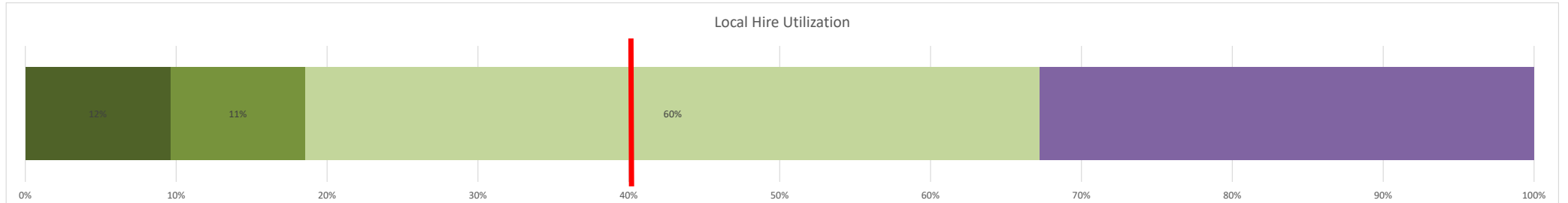
Contractors who are working toward and exceeding the **PLA Disadvantaged/Veteran goal of 10%**:
(percentages reflect workers who are verified as Disadvantaged or Veteran for the hours performed by each contractor)

- General Consolidated Constructors: 6%

The remaining contractors working on this project have 0% verified worker hours that count toward the 10% PLA Disadvantaged / Veteran goal *(percentages reflect workers who are verified as Disadvantaged by Pacific Gateway Workforce Investment Network and Veterans verified by Parsons as per COLB PLA Section 3.5 (c)).*

We look forward to working with General Consolidated Constructors toward the achievement of the City of Long Beach's PLA Local Hire and Disadvantaged/Veteran goal.

Project: City of Long Beach - Granada / Junipero Beach Concession Renovations & Site Improvements
 Prime: General Consolidated Constructors



	LONG BEACH RESIDENT (1st Tier)			GATEWAY CITIES RESIDENT (2nd Tier)			LA/OC RESIDENT (3rd Tier) - includes Long Beach & Gateway Zip Codes			DISADVANTAGED (Verified by Pacific Gateway)*			VETERAN (Verified by Parsons)*			DISADVANTAGED / VETERAN			TOTAL	
	# Long Beach Worker	% Hours Long Beach Residents	Hours Long Beach	# Gateway Cities Worker	% Hours Gateway Residents	Hours Gateway Cities	# LA/OC Workers	% Hours LA/OC Residents	Hours LA/OC	# Disadvantaged Workers	% Hours Disadvantaged	Hours Disadvantaged	# Veteran Workers	% Hours Veteran	Hours Veteran	# Disadvantaged / Veteran Workers	% Hours Disadvantaged / Veteran	Hours Disadvantaged / Veteran	All Workers	Total Project Hours
Project Total	15	12%	1761	14	11%	1641	79	60%	8918	0	0%	0	1	5%	699	1	5%	699	119	14917
General Consolidated Constructors	9	11%	1333	13	13%	1635	46	58%	7323	0	0%	0	1	6%	699	1	6%	699	63	12550
ABC Rescouces Inc.	0	0%	0	0	0%	0	0	0%	0	0	0%	0	0	0%	0	0	0%	0	2	16
Big Bear Electric	0	0%	0	0	0%	0	0	0%	0	0	0%	0	0	0%	0	0	0%	0	5	247
Mark Beamish Waterproofing	1	17%	4	0	0%	0	5	100%	23	0	0%	0	0	0%	0	0	0%	0	5	23
Merli Concrete Pumping	2	19%	32	0	0%	0	13	95%	160	0	0%	0	0	0%	0	0	0%	0	14	168
Ondatje Contracting, Inc.	0	0%	0	0	0%	0	1	11%	11	0	0%	0	0	0%	0	0	0%	0	4	101
On Point Land Surveying, Inc.	0	0%	0	0	0%	0	0	0%	0	0	0%	0	0	0%	0	0	0%	0	1	44
Ortco, Inc.	0	0%	0	1	52%	7	2	100%	13	0	0%	0	0	0%	0	0	0%	0	2	13
The Blakely Co., Inc.	0	0%	0	0	0%	0	3	100%	332	0	0%	0	0	0%	0	0	0%	0	3	332
TJ Janca Construction	2	30%	291	0	0%	0	8	100%	955	0	0%	0	0	0%	0	0	0%	0	8	955
Spectrasystems DBA Spectraturf	1	27%	101	0	0%	0	1	27%	101	0	0%	0	0	0%	0	0	0%	0	5	367
Western Sign & Awning, Inc.	0	0%	0	0	0%	0	0	0%	0	0	0%	0	0	0%	0	0	0%	0	7	102

*Percentages reflect workers who are verified as Disadvantaged by Pacific Gateway Workforce Investment Network and Veterans verified by Parsons (per COLB PLA Section 3.5 (c))