



Weekly Influenza **SURVEILLANCE REPORT**

Disease Week 47 Highlights

11/20/2022 - 11/26/2022

Influenza

- In Week 47, there was an increase of 524 influenza cases in Long Beach.
- Fourteen cases were identified as Influenza A subtype H3N2.
- There was an increase among individuals 18-64 years and seniors over 65 years compared to last week's case counts.
- Influenza-like illness ED encounters have steadily increased since mid-October.

Respiratory syncytial virus (RSV)

- 105 total cases were reported so far in the 2022-2023 season, with 10 new RSV cases reported in the past week.
- 82% of RSV cases in Long Beach are among 0-4 year-olds.

City of Long Beach
Department of Health and Human Services
Epidemiology Program

2022-2023

**This report was revised in February 2023.*

INFLUENZA WEEKLY REPORT



Prepared by the Department of Health and Human Services

OVERVIEW

Total Cases¹

1170

Outbreaks²

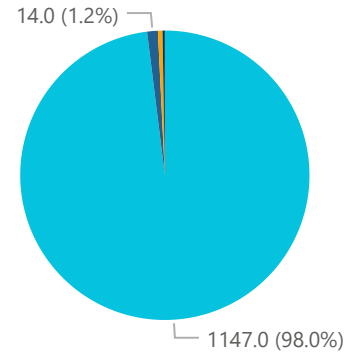
2

Deaths³

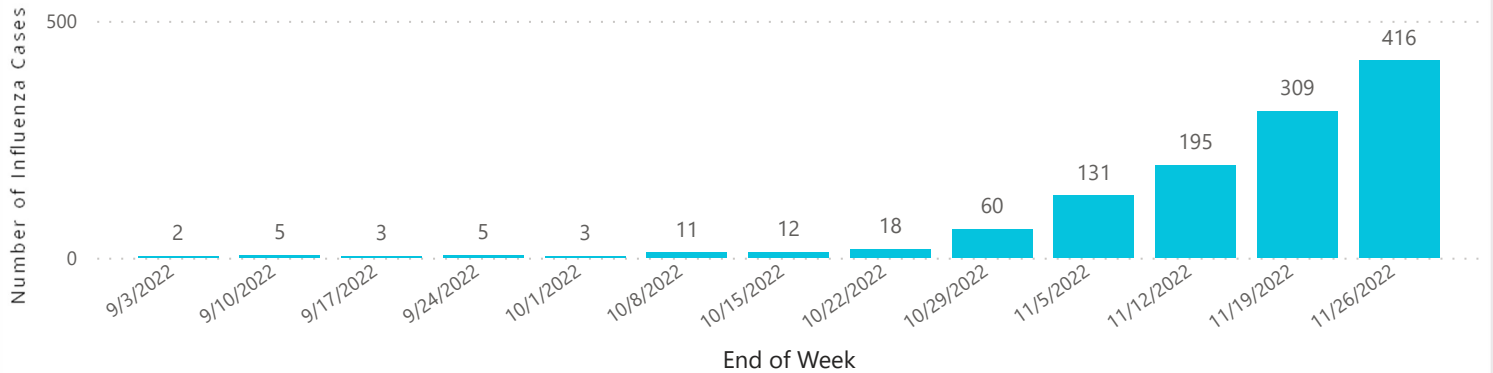
0

CASES BY INFLUENZA TYPE, 2022-2023

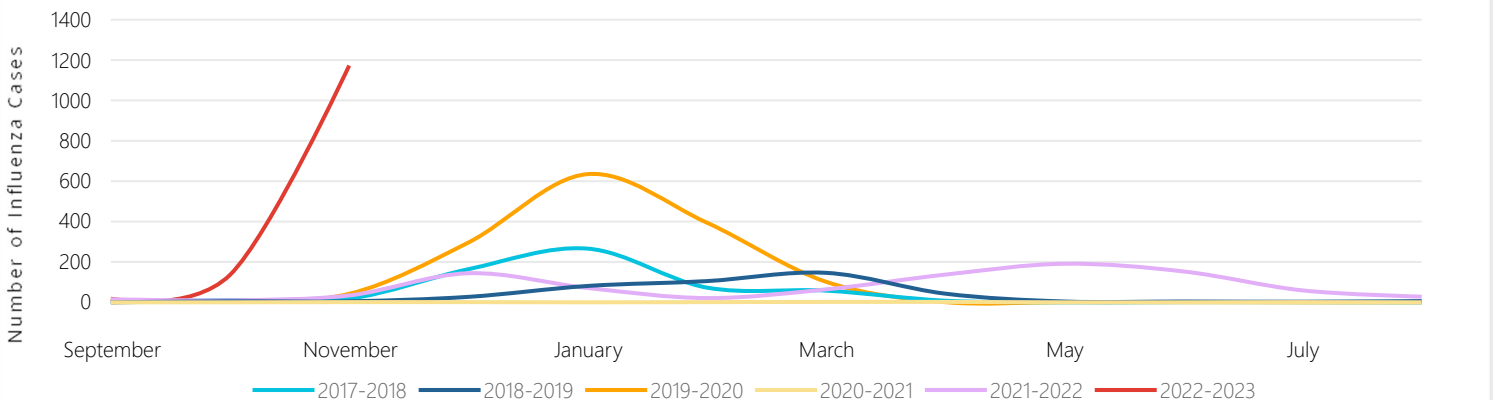
- Flu A
- Flu A,H3
- Flu, Unspecified
- Flu B



INFLUENZA CASE COUNT BY MMWR WEEK, 2022-2023



INFLUENZA CASES BY SEASON, 2017 - 2023



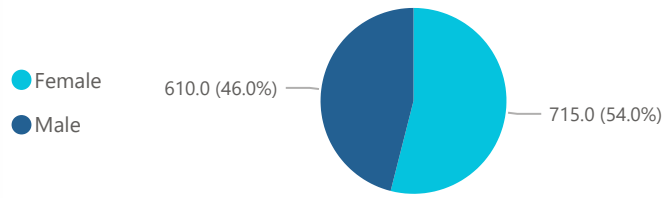
1. Total case counts are based on those reported to public health, the true number of influenza cases are under reported.
 2. Outbreaks are defined as at least one case of laboratory confirmed influenza and at least two residents with onset of influenza-like-illness (ILI) within 72 hours. If an outbreak is in the community setting (i.e. school or daycare), outbreak is defined as 5 or more cases of ILI within a group within 72 hours.
 3. Number of deaths is based on influenza-coded deaths from death certificates. They are not necessarily laboratory-confirmed and may be an underestimate of all influenza-associated deaths.

INFLUENZA WEEKLY REPORT

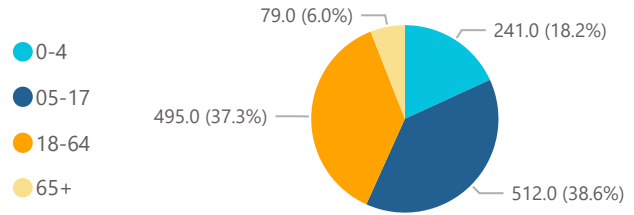


Prepared by the Department of Health and Human Services

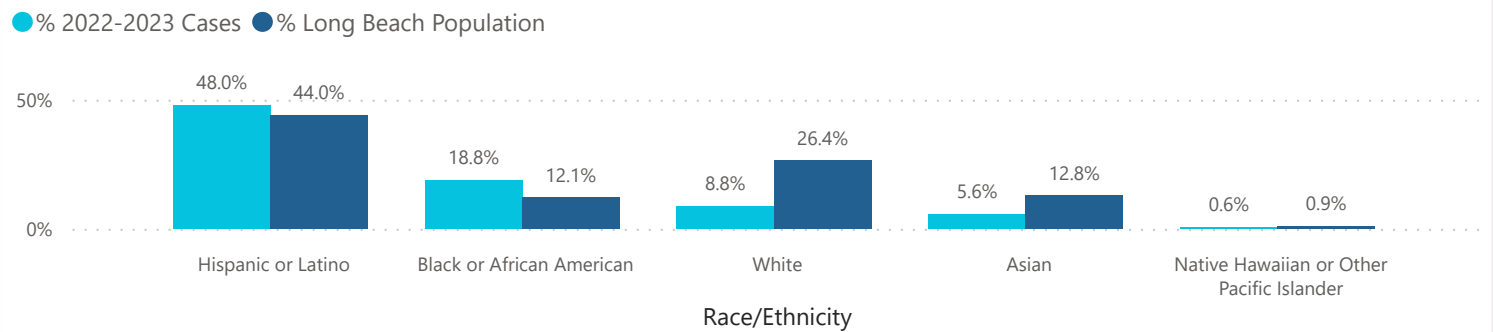
INFLUENZA BY GENDER, 22-23



INFLUENZA BY AGE, 22-23



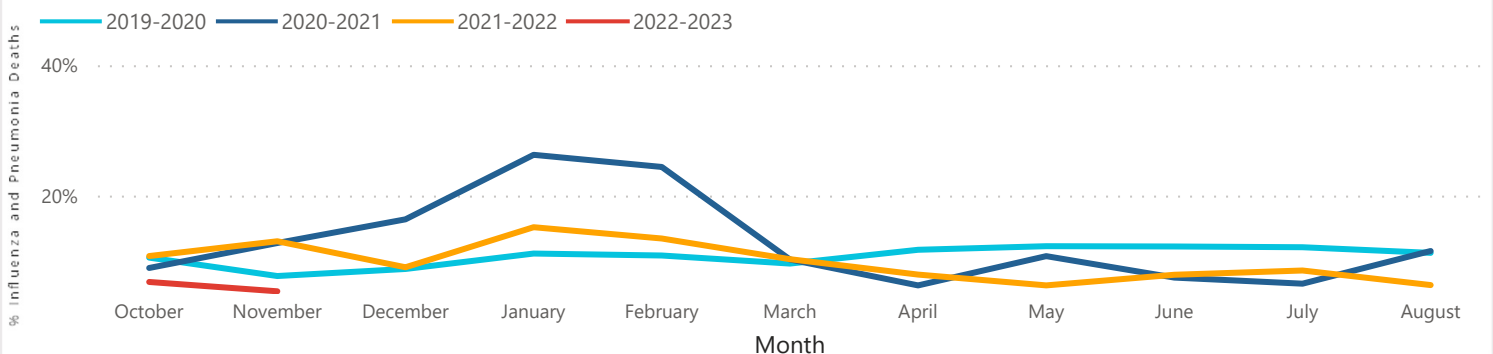
INFLUENZA BY RACE/ETHNICITY, 2022-2023



INFLUENZA AND PNEUMONIA⁵

Season	Influenza Deaths	Pneumonia Deaths	% Influenza & Pneumonia Deaths
2019 - 2020	11	369	11.0%
2020 - 2021	0	589	14.7%
2021 - 2022	1	344	9.8%
2022 - 2023	0	20	6.3%

INFLUENZA AND PNEUMONIA DEATHS BY SEASON



⁵ The number of influenza and pneumonia related deaths is based on causes of death listed on the death certificates. Deaths are not necessarily lab confirmed influenza or pneumonia.

INFLUENZA WEEKLY REPORT



Prepared by the Department of Health and Human Services

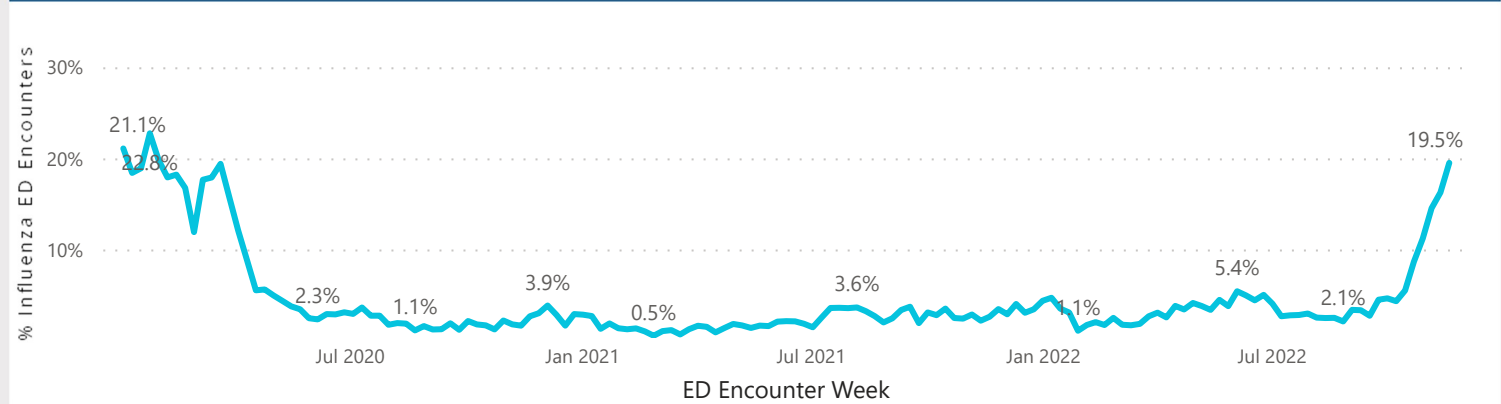
Influenza-Like Illness ED Encounters

Influenza-like Illness (ILI) emergency department (ED) encounters are based on syndromic surveillance data from one syndromic-participating hospital in Long Beach. Syndromic surveillance is a population-based symptom monitoring system that uses hospital-based data. This report presents ILI ED encounters from 2020 through the current influenza season (2022-2023). ILI was defined as emergency department encounters with a chief complaint mentioning influenza or fever and cough or fever and sore throat.

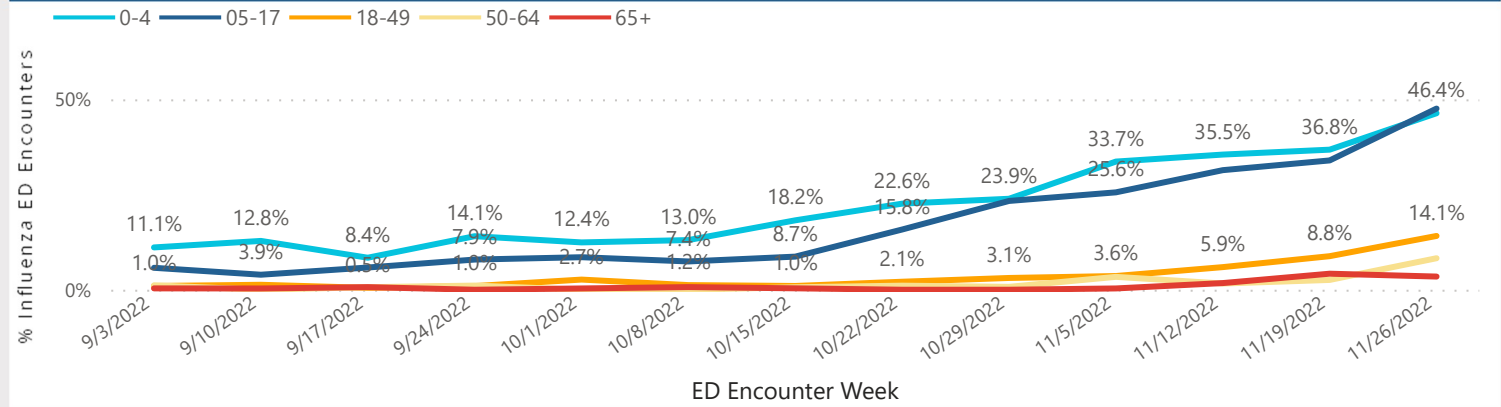
Please note that syndromic keywords and codes specific to ILI are broad enough to include other respiratory conditions including COVID-19. Syndromic surveillance data will have a 1- week lag due to the current data transfer from the county.

INFLUENZA-LIKE ILLNESS ED ENCOUNTERS, WEEK 46		
2020-2021	2021-2022	2022-2023
1.6%	2.6%	19.5%

INFLUENZA-LIKE ILLNESS ED ENCOUNTERS, 2020 - 2023



INFLUENZA-LIKE ILLNESS ED ENCOUNTERS BY AGE, 2022 - 2023



INFLUENZA WEEKLY REPORT



Prepared by the Department of Health and Human Services

Respiratory Syncytial Virus Infection (RSV)

Respiratory syncytial virus, or RSV, is a common respiratory virus that usually causes mild, cold-like symptoms. Most people recover in a week or two, but RSV can be serious, especially for infants and older adults. RSV is the most common cause of bronchiolitis (inflammation of the small airways in the lung) and pneumonia (infection of the lungs) in children younger than 1 year of age in the United States. Clinical symptoms of RSV are nonspecific and can overlap with other viral respiratory infections, as well as some bacterial infections.

TOTAL 2022-2023 CASES

105

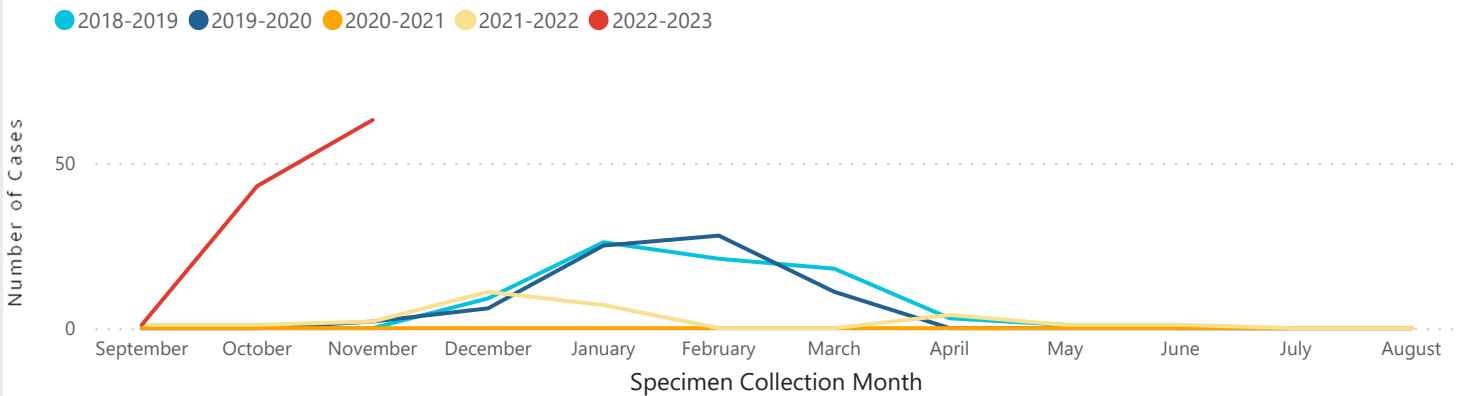
NEW WEEKLY CASES

10

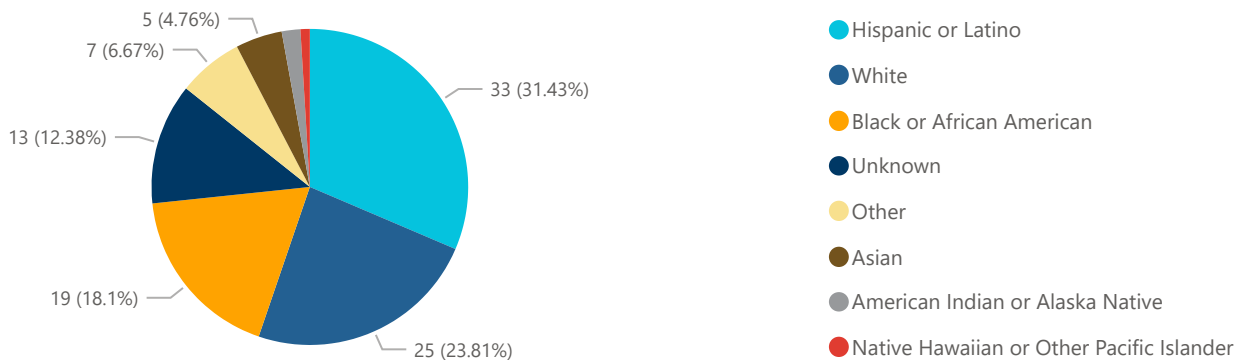
PEDIATRIC DEATHS

0

RSV BY SEASON, 2018-2022



RSV BY RACE/ETHNICITY, 2022-2023



INFLUENZA WEEKLY REPORT



Prepared by the Department of Health and Human Services

RSV BY AGE AND SEASON

Age	2018-2019	2019-2020	2020-2021	2021-2022	2022-2023
0-4	68%	86%	0%	68%	82%
05-17	0%	3%	0%	4%	11%
18-64	14%	3%	0%	14%	3%
65+	18%	8%	0%	14%	4%

RSV BY AGE, 2022-2023

