



# Weekly Influenza **SURVEILLANCE REPORT**

## **Disease Week 51 Highlights** 12/18/2022-12/24/2022

### *Influenza*

- A total of 193 new influenza cases were reported during Week 51.
- Two new influenza-associated deaths were reported this week, for a total of 8 influenza-associated deaths reported so far this season.
- No new outbreaks were reported this week. Six outbreaks have been reported so far this season.
- Influenza-like illness activity continues to decrease. The reported percentage of visits for ILI decreased to 16.0% compared to 26.3% reported a month ago.

### *Respiratory syncytial virus (RSV)*

- RSV cases were declining steadily since mid-November but in the past two consecutive weeks, cases have plateaued with 5 new cases reported each week.

City of Long Beach  
Department of Health and Human Services  
Epidemiology Program

*\*This report was revised in February 2023.*

**2022-2023**

# INFLUENZA WEEKLY REPORT



Prepared by the Department of Health and Human Services

## OVERVIEW

**Total Cases<sup>1</sup>**

**2364**

**Outbreaks<sup>2</sup>**

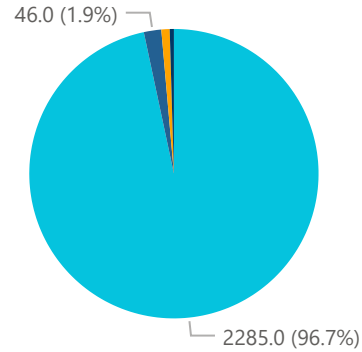
**6**

**Deaths<sup>3</sup>**

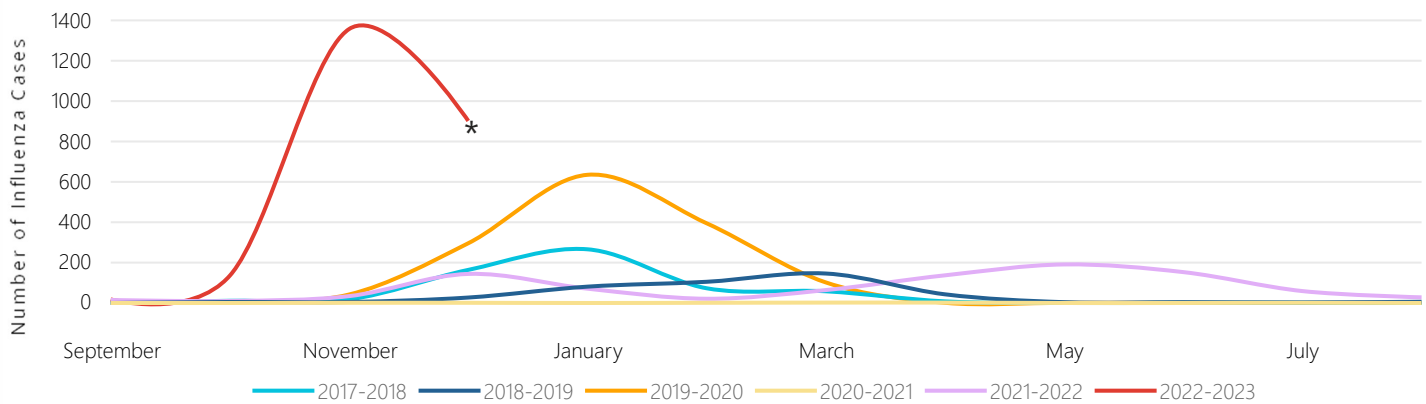
**8**

## CASES BY INFLUENZA TYPE, 2022-2023

- Flu A
- Flu A,H3
- Flu, Unspecified
- Flu B

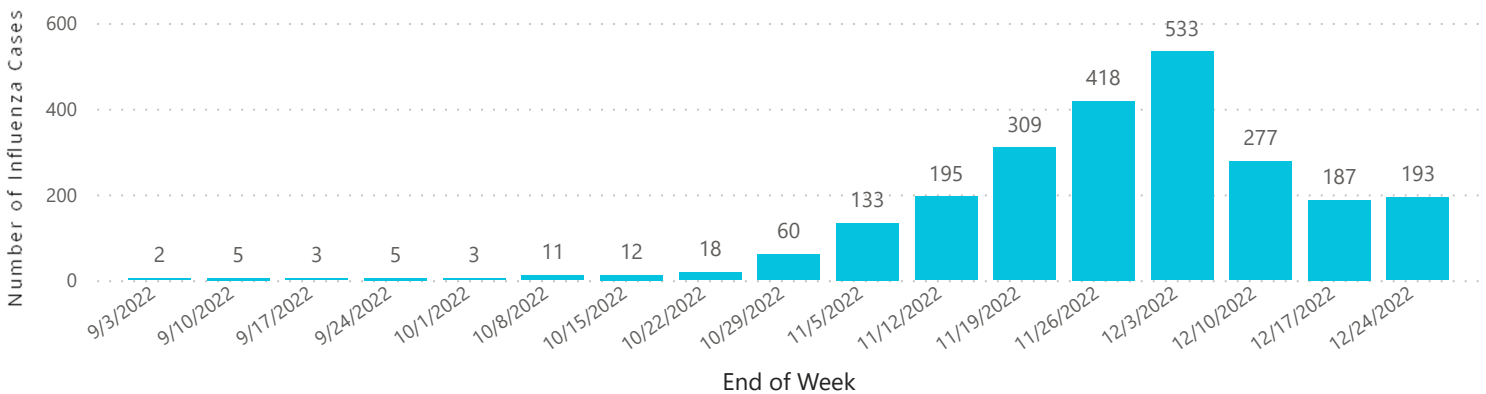


## INFLUENZA CASES BY SEASON, 2017 - 2023



\*Data for December 2022 is not complete for the month.

## INFLUENZA CASE COUNT BY MMWR WEEK, 2022-2023



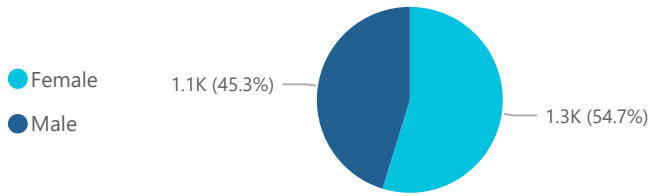
1. Total case counts are based on those reported to public health, the true number of influenza cases are under reported.
2. Outbreaks are defined as at least one case of laboratory confirmed influenza and at least two residents with onset of influenza-like-illness (ILI) within 72 hours. If an outbreak is in the community setting (i.e. school or daycare), outbreak is defined as 5 or more cases of ILI within a group within 72 hours.
3. Number of deaths is based on influenza-coded deaths from death certificates. They are not necessarily laboratory-confirmed and may be an underestimate of all influenza-associated deaths.

# INFLUENZA WEEKLY REPORT

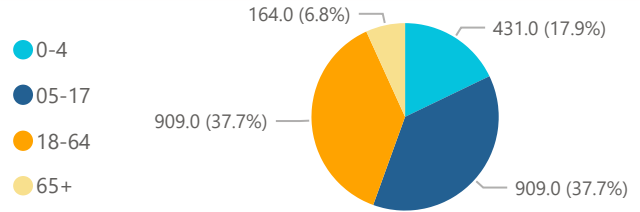


Prepared by the Department of Health and Human Services

## INFLUENZA BY GENDER, 22-23

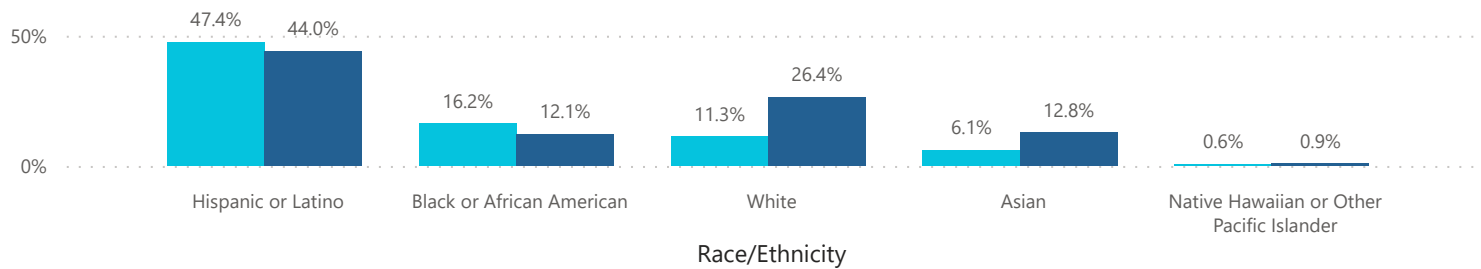


## INFLUENZA BY AGE, 22-23



## INFLUENZA BY RACE/ETHNICITY, 2022-2023

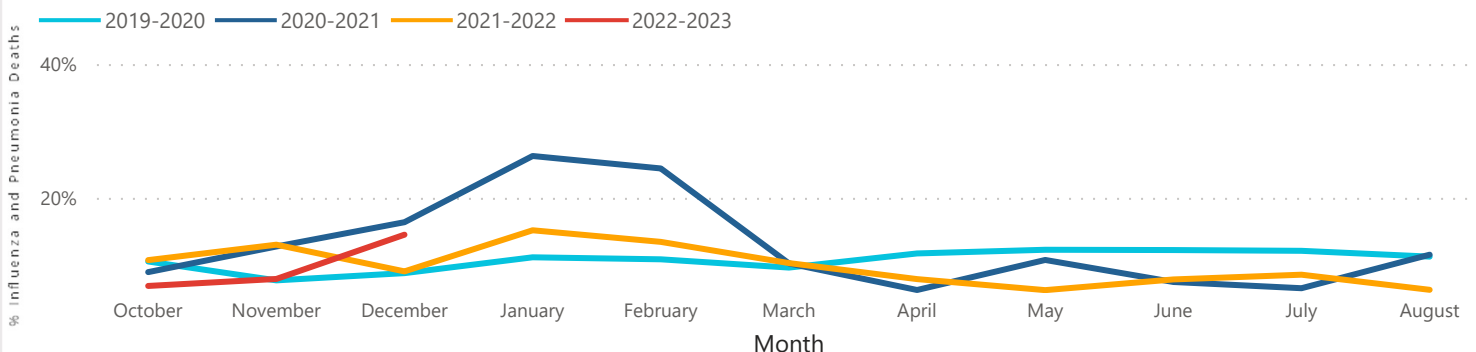
● % 2022-2023 Cases ● % Long Beach Population



## INFLUENZA AND PNEUMONIA<sup>5</sup>

Season	Influenza Deaths	Pneumonia Deaths	% Influenza & Pneumonia Deaths
2019 - 2020	11	369	11.0%
2020 - 2021	0	589	14.7%
2021 - 2022	1	344	9.8%
2022 - 2023	8	49	8.9%

## INFLUENZA AND PNEUMONIA DEATHS BY SEASON



<sup>5</sup> The number of influenza and pneumonia related deaths is based on causes of death listed on the death certificates. Deaths are not necessarily lab confirmed influenza or pneumonia.



# INFLUENZA WEEKLY REPORT



Prepared by the Department of Health and Human Services

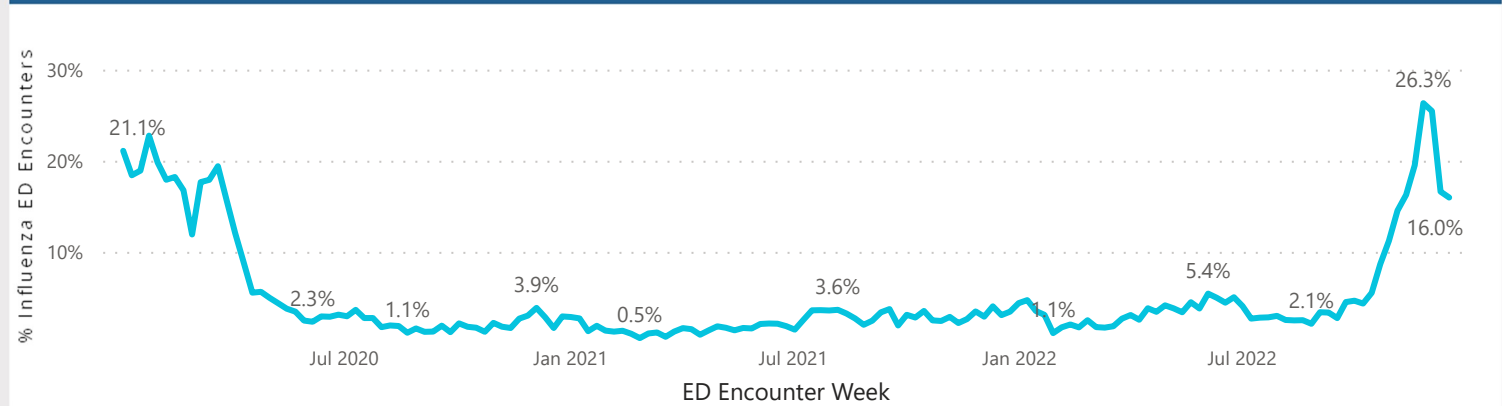
## Influenza-Like Illness ED Encounters

Influenza-like Illness (ILI) emergency department (ED) encounters are based on syndromic surveillance data from one syndromic-participating hospital in Long Beach. Syndromic surveillance is a population-based symptom monitoring system that uses hospital-based data. This report presents ILI ED encounters from 2020 through the current influenza season (2022-2023). ILI was defined as emergency department encounters with a chief complaint mentioning influenza or fever and cough or fever and sore throat.

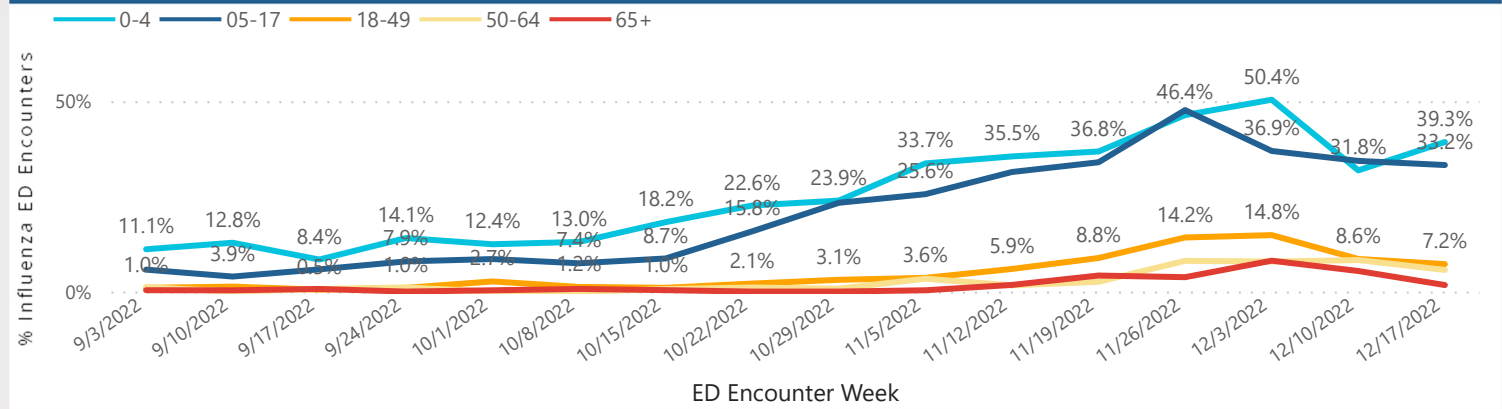
Please note that syndromic keywords and codes specific to ILI are broad enough to include other respiratory conditions including COVID-19. Syndromic surveillance data will have a 1-week lag due to the current data transfer from the county.

INFLUENZA-LIKE ILLNESS ED ENCOUNTERS, WEEK 50		
2020-2021	2021-2022	2022-2023
2.8%	3.1%	16.0%

## INFLUENZA-LIKE ILLNESS ED ENCOUNTERS, 2020 - 2023



## INFLUENZA-LIKE ILLNESS ED ENCOUNTERS BY AGE, 2022 - 2023



# INFLUENZA WEEKLY REPORT



Prepared by the Department of Health and Human Services

## Respiratory Syncytial Virus Infection (RSV)

Respiratory syncytial virus, or RSV, is a common respiratory virus that usually causes mild, cold-like symptoms. Most people recover in a week or two, but RSV can be serious, especially for infants and older adults. RSV is the most common cause of bronchiolitis (inflammation of the small airways in the lung) and pneumonia (infection of the lungs) in children younger than 1 year of age in the United States. Clinical symptoms of RSV are nonspecific and can overlap with other viral respiratory infections, as well as some bacterial infections.

### TOTAL 2022-2023 CASES

121

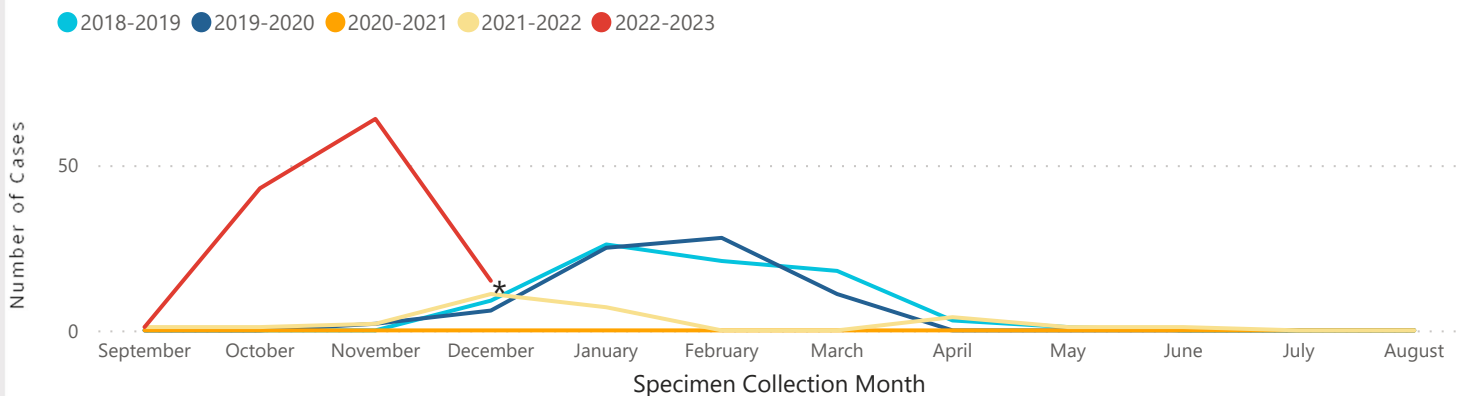
### NEW WEEKLY CASES

5

### PEDIATRIC DEATHS

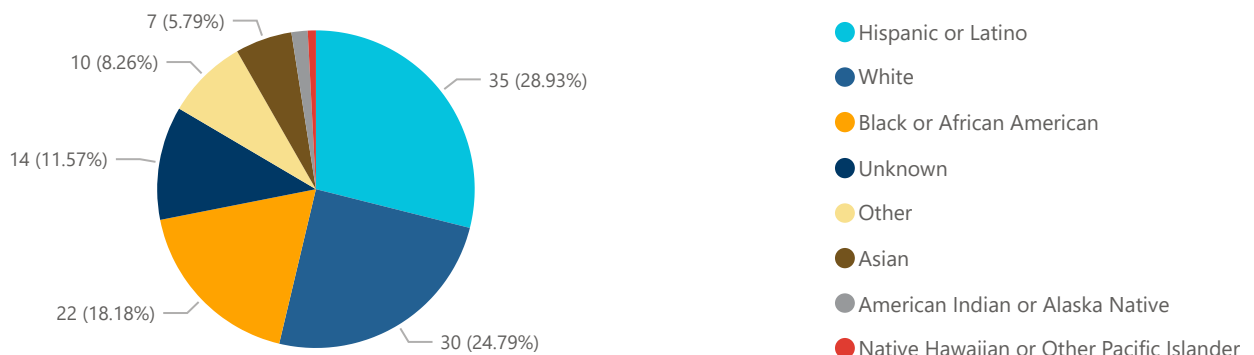
0

## RSV BY SEASON, 2018-2022



\*Data for December 2022 is not complete for the month.

## RSV BY RACE/ETHNICITY, 2022-2023



# INFLUENZA WEEKLY REPORT



Prepared by the Department of Health and Human Services

## RSV BY AGE AND SEASON

Age	2018-2019	2019-2020	2020-2021	2021-2022	2022-2023
0-4	68%	86%	0%	68%	81%
05-17	0%	3%	0%	4%	11%
18-64	14%	3%	0%	14%	5%
65+	18%	8%	0%	14%	3%

## RSV BY AGE, 2022-2023

