



Weekly Influenza **SURVEILLANCE REPORT**

Disease Week 52 Highlights

12/25/2022-12/31/2022

Influenza

- A total of 114 new influenza cases were reported during Week 52. Activities remains elevated but has been decreasing since early December.
- No new deaths were reported this week. Out of the deaths reported so far, 2 deaths were co-infected with influenza and COVID, 63% were not vaccinated against influenza, and the average age was 70 years.
- No outbreaks were reported this week. So far in the season, four outbreaks were reported in skilled nursing facilities and two outbreaks were reported in a kindergarten class and preschool.
- Influenza like illness ED encounters remain elevated, primarily among children less than 18 years.

Respiratory syncytial virus (RSV)

- For three consecutive weeks, five new RSV cases have been reported each week.
- Since mid-November RSV cases have declined and majority of cases reported this season were among children less than five years.

City of Long Beach
Department of Health and Human Services
Epidemiology Program

2022-2023

**This report was revised in February 2023.*

INFLUENZA WEEKLY REPORT



Prepared by the Department of Health and Human Services

OVERVIEW

Total Cases¹

2478

Outbreaks²

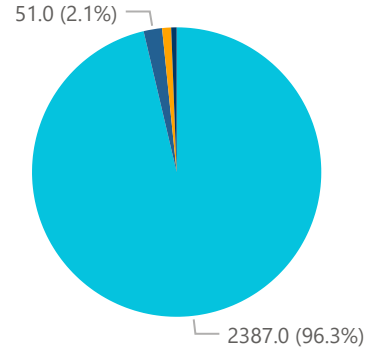
6

Deaths³

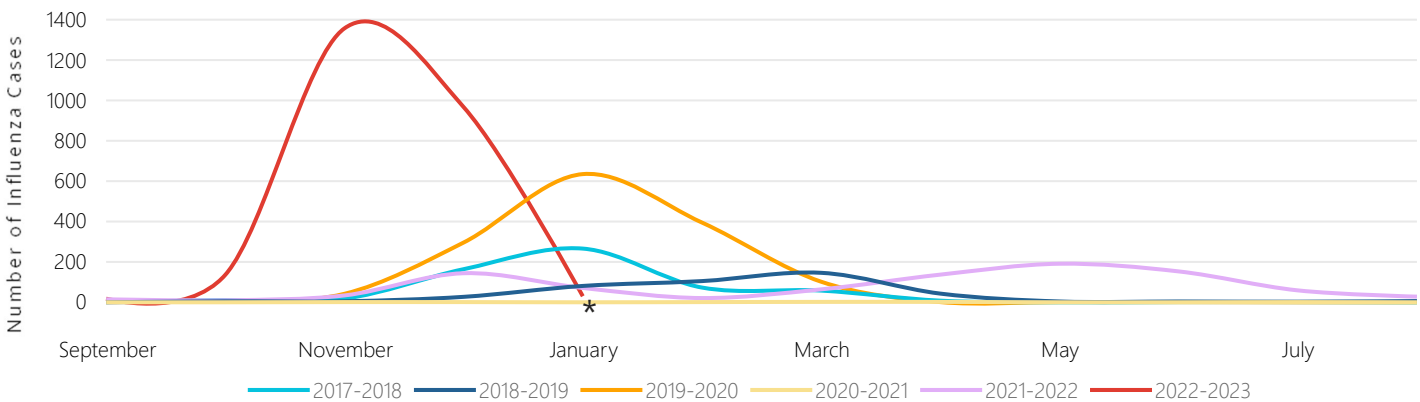
5

CASES BY INFLUENZA TYPE, 2022-2023

- Flu A
- Flu A,H3
- Flu, Unspecified
- Flu B

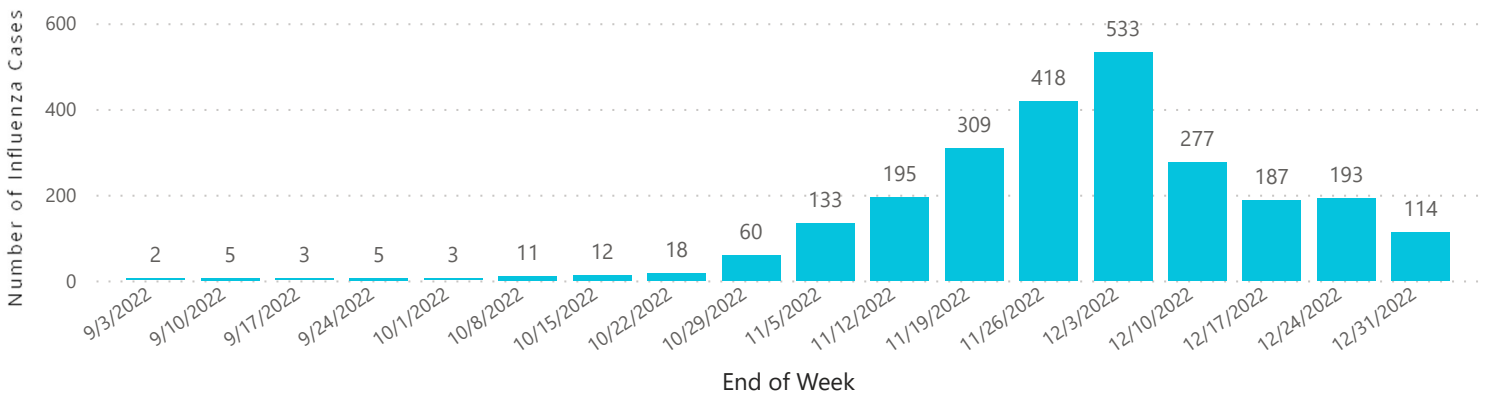


INFLUENZA CASES BY SEASON, 2017 - 2023



*Data for the current month is not complete.

INFLUENZA CASE COUNT BY MMWR WEEK, 2022-2023



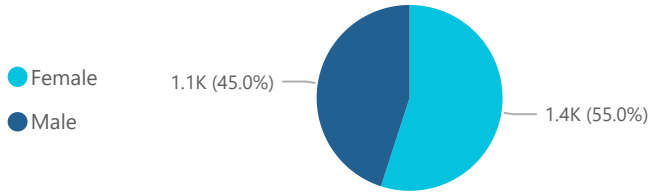
1. Total case counts are based on those reported to public health, the true number of influenza cases are under reported.
2. Outbreaks are defined as at least one case of laboratory confirmed influenza and at least two residents with onset of influenza-like-illness (ILI) within 72 hours. If an outbreak is in the community setting (i.e. school or daycare), outbreak is defined as 5 or more cases of ILI within a group within 72 hours.
3. Number of deaths is based on influenza-coded deaths from death certificates. They are not necessarily laboratory-confirmed and may be an underestimate of all influenza-associated deaths.

INFLUENZA WEEKLY REPORT

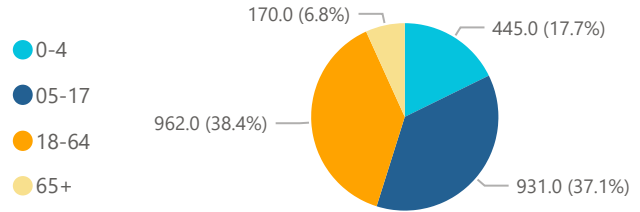


Prepared by the Department of Health and Human Services

INFLUENZA BY GENDER, 22-23

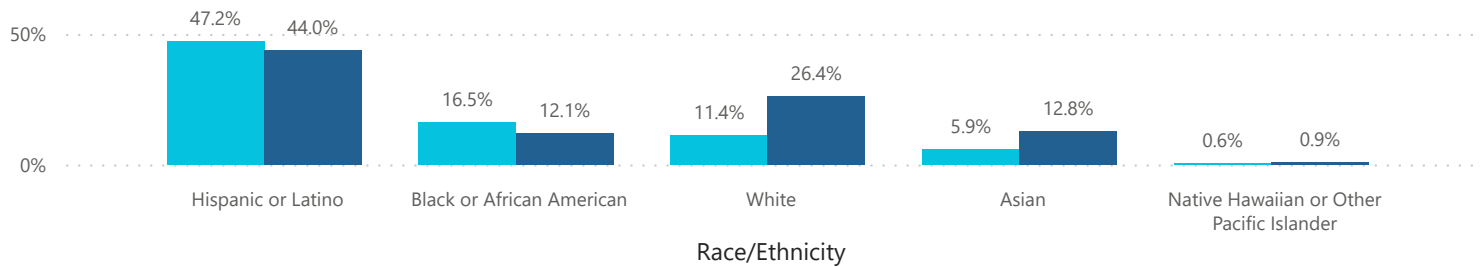


INFLUENZA BY AGE, 22-23



INFLUENZA BY RACE/ETHNICITY, 2022-2023

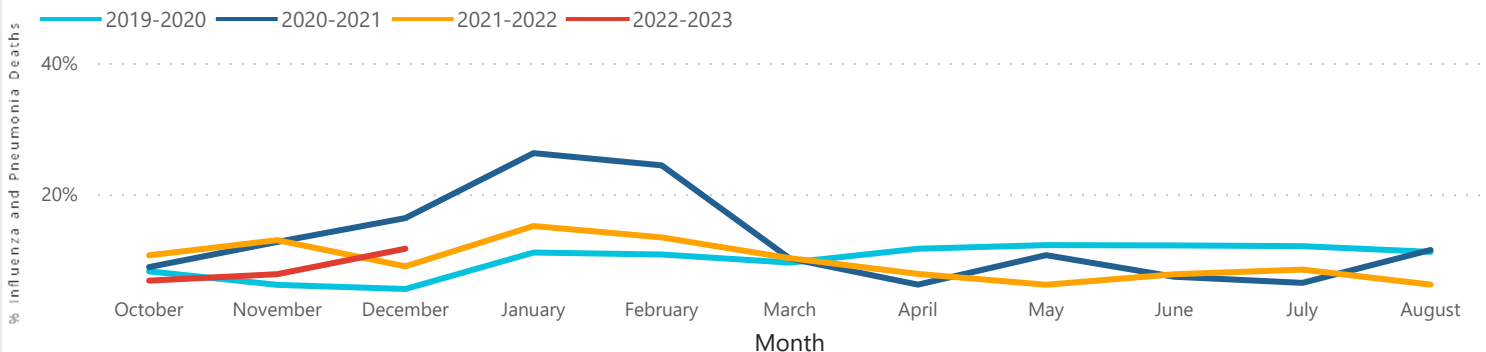
● % 2022-2023 Cases ● % Long Beach Population



INFLUENZA AND PNEUMONIA⁵

| Season | Influenza Deaths | Pneumonia Deaths | % Influenza & Pneumonia Deaths |
|-------------|------------------|------------------|--------------------------------|
| 2019 - 2020 | 11 | 369 | 11.0% |
| 2020 - 2021 | 0 | 589 | 14.7% |
| 2021 - 2022 | 1 | 344 | 9.8% |
| 2022 - 2023 | 5 | 52 | 8.4% |

INFLUENZA AND PNEUMONIA DEATHS BY SEASON



⁵ The number of influenza and pneumonia related deaths is based on causes of death listed on the death certificates. Deaths are not necessarily lab confirmed influenza or pneumonia.

INFLUENZA WEEKLY REPORT



Prepared by the Department of Health and Human Services

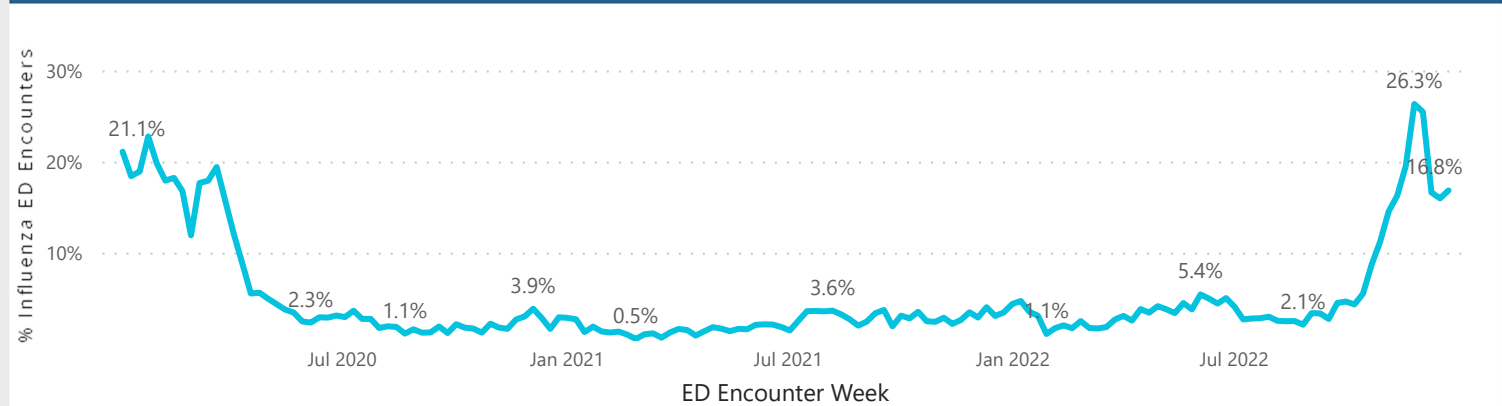
Influenza-Like Illness ED Encounters

Influenza-like Illness (ILI) emergency department (ED) encounters are based on syndromic surveillance data from one syndromic-participating hospital in Long Beach. Syndromic surveillance is a population-based symptom monitoring system that uses hospital-based data. This report presents ILI ED encounters from 2020 through the current influenza season (2022-2023). ILI was defined as emergency department encounters with a chief complaint mentioning influenza or fever and cough or fever and sore throat.

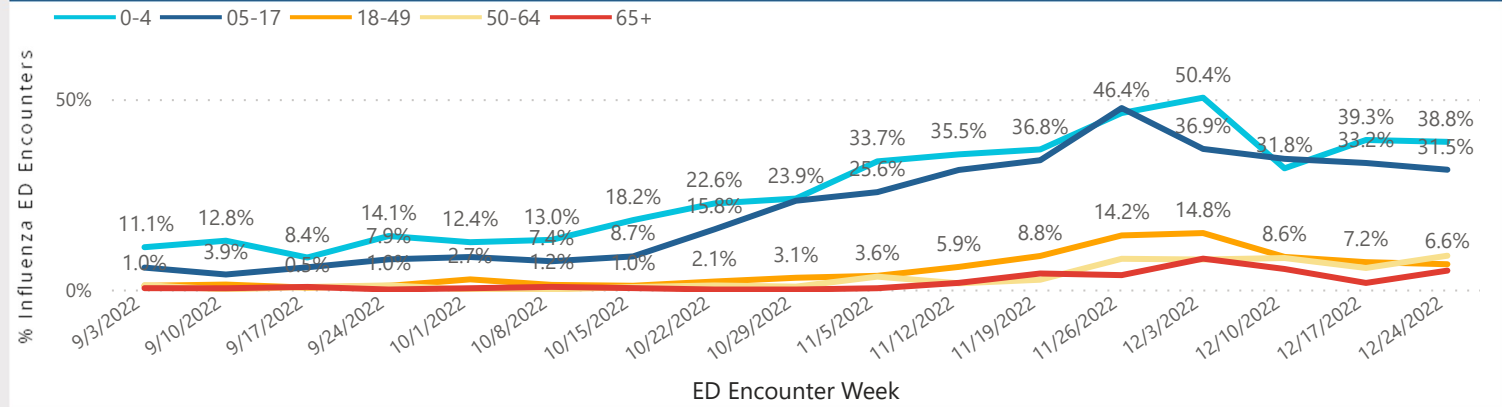
Please note that syndromic keywords and codes specific to ILI are broad enough to include other respiratory conditions including COVID-19. Syndromic surveillance data will have a 1- week lag due to the current data transfer from the county.

| INFLUENZA-LIKE ILLNESS ED ENCOUNTERS, WEEK 51 | | |
|---|-----------|-----------|
| 2020-2021 | 2021-2022 | 2022-2023 |
| 1.6% | 3.4% | 16.8% |

INFLUENZA-LIKE ILLNESS ED ENCOUNTERS, 2020 - 2023



INFLUENZA-LIKE ILLNESS ED ENCOUNTERS BY AGE, 2022 - 2023



INFLUENZA WEEKLY REPORT



Prepared by the Department of Health and Human Services

Respiratory Syncytial Virus Infection (RSV)

Respiratory syncytial virus, or RSV, is a common respiratory virus that usually causes mild, cold-like symptoms. Most people recover in a week or two, but RSV can be serious, especially for infants and older adults. RSV is the most common cause of bronchiolitis (inflammation of the small airways in the lung) and pneumonia (infection of the lungs) in children younger than 1 year of age in the United States. Clinical symptoms of RSV are nonspecific and can overlap with other viral respiratory infections, as well as some bacterial infections.

TOTAL 2022-2023 CASES

126

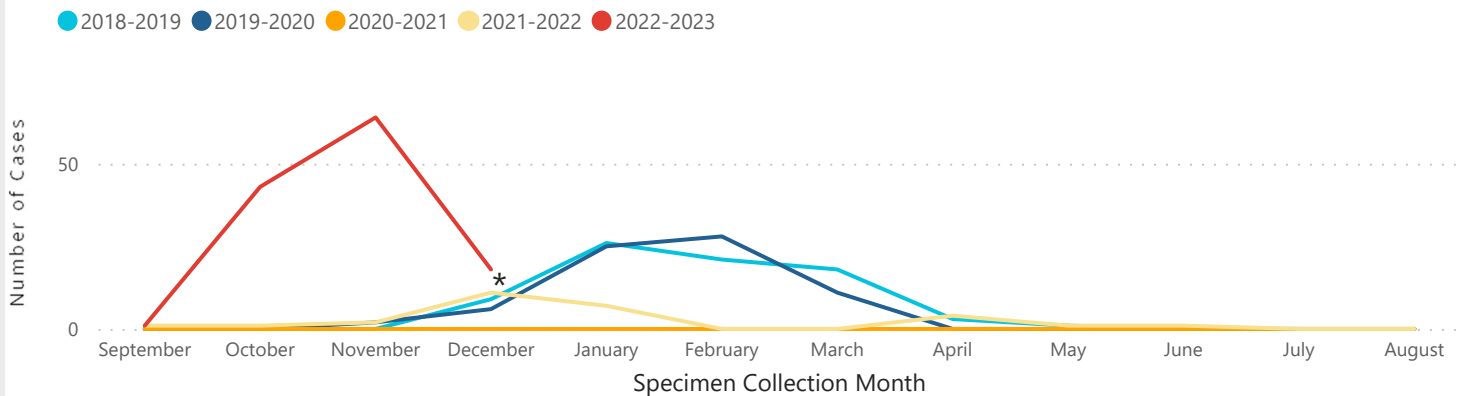
NEW WEEKLY CASES

5

PEDIATRIC DEATHS

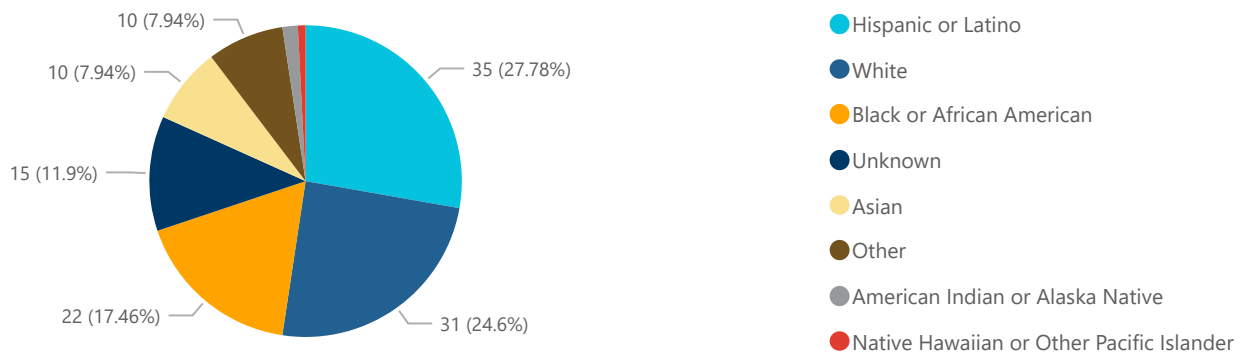
0

RSV BY SEASON, 2018-2022



*Data for the current month is not complete.

RSV BY RACE/ETHNICITY, 2022-2023



INFLUENZA WEEKLY REPORT



Prepared by the Department of Health and Human Services

RSV BY AGE AND SEASON

| Age | 2018-2019 | 2019-2020 | 2020-2021 | 2021-2022 | 2022-2023 |
|-------|-----------|-----------|-----------|-----------|-----------|
| 0-4 | 68% | 86% | 0% | 68% | 81% |
| 05-17 | 0% | 3% | 0% | 4% | 10% |
| 18-64 | 14% | 3% | 0% | 14% | 6% |
| 65+ | 18% | 8% | 0% | 14% | 3% |

RSV BY AGE, 2022-2023

