

**2021-2022 Highlights**

Influenza (flu) activity has decreased in California, with 9.1% of the laboratory specimens testing positive during Week 21 (5/22/22 - 5/28/22), compared to 13.9% the week before. CDPH is now reporting Regional level transmission in CA, with increases in northern and central CA. In California, 0.5% of hospitalized cases were flu admissions, compared to 0.3% the week before.<sup>1</sup> Based on CDC information, influenza viruses have been circulating and is increasing in parts of the United States. Public health laboratories have detected mostly Influenza A (H3N2) cases this season. Nationally, there has been a decrease in the number of hospital admissions in the past week.<sup>2</sup>

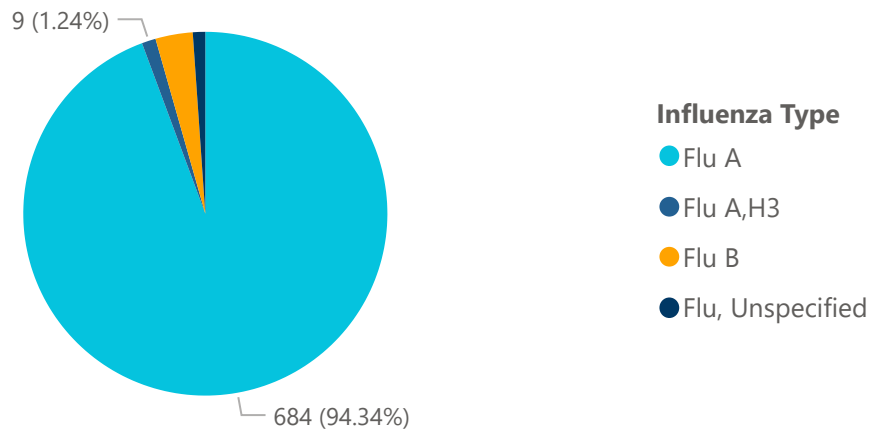
Based on CDC information, flu vaccination coverage is lower this season compared to last season. Vaccines are the best way to prevent flu and complications, and there is still time to receive the vaccine. Everyone 6 months and older should receive an influenza vaccine each year.<sup>2</sup>

Cases have been steadily increasing each week since February in Long Beach. Although activity remains low, it is currently higher than pre-COVID seasons for this time of year which may indicate an extended flu season. Majority of the cases in Long Beach are Influenza A and affect individuals 18-39 years, followed by those 0-17 years. The first influenza death in Long Beach was reported during Week 1 (1/2/22-1/8/22).

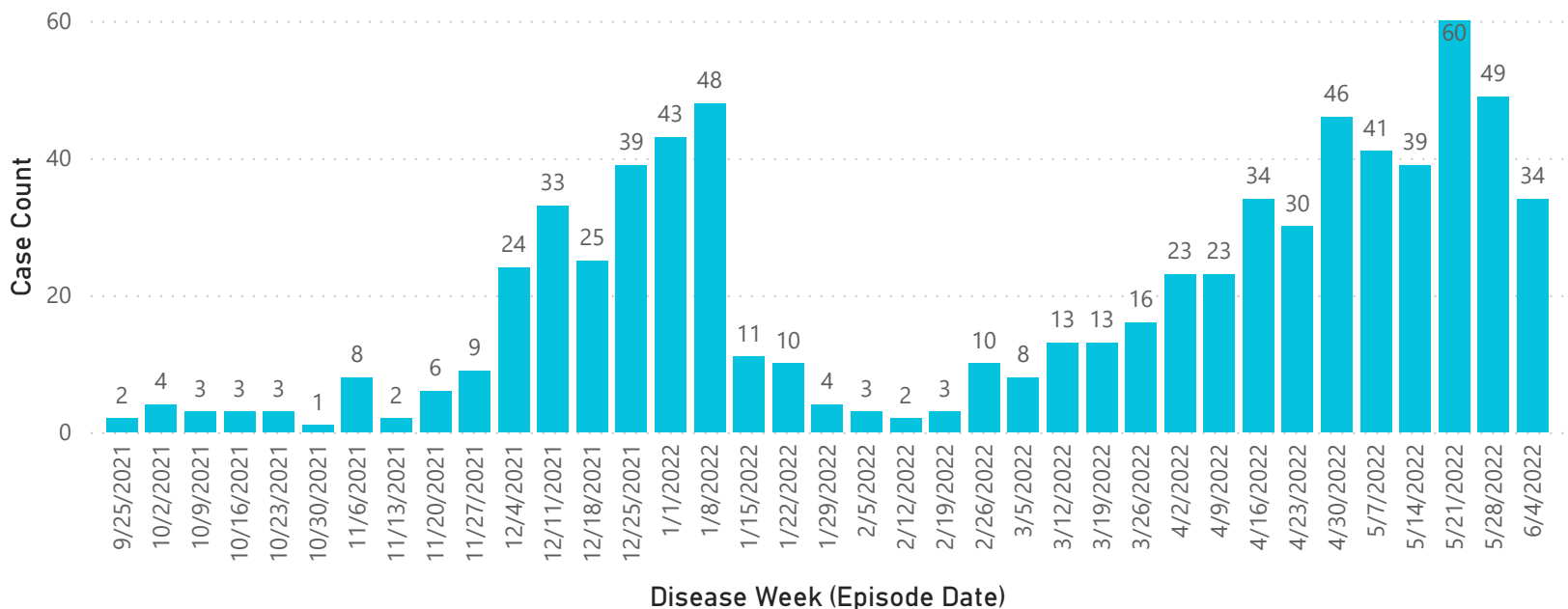
Total Cases <sup>3</sup>
<b>725</b>
Outbreaks <sup>4</sup>
<b>0</b>
Deaths <sup>5</sup>
<b>1</b>

\*All numbers as of 9/1/2021

**Cases by Influenza Type**

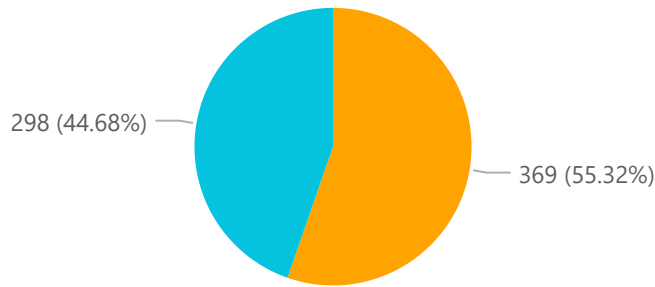


**Case Count by MMWR Week**



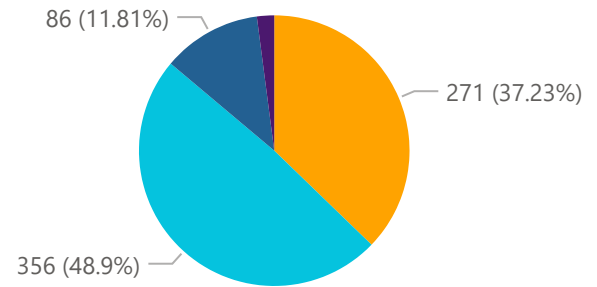


Cases by Gender



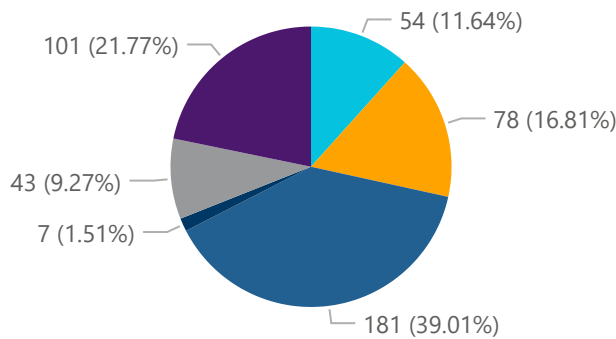
**Gender** ● Female ● Male

Cases by Age Group



**Age** ● 0 to 17 ● 18 to 39 ● 40 to 64 ● Over 65

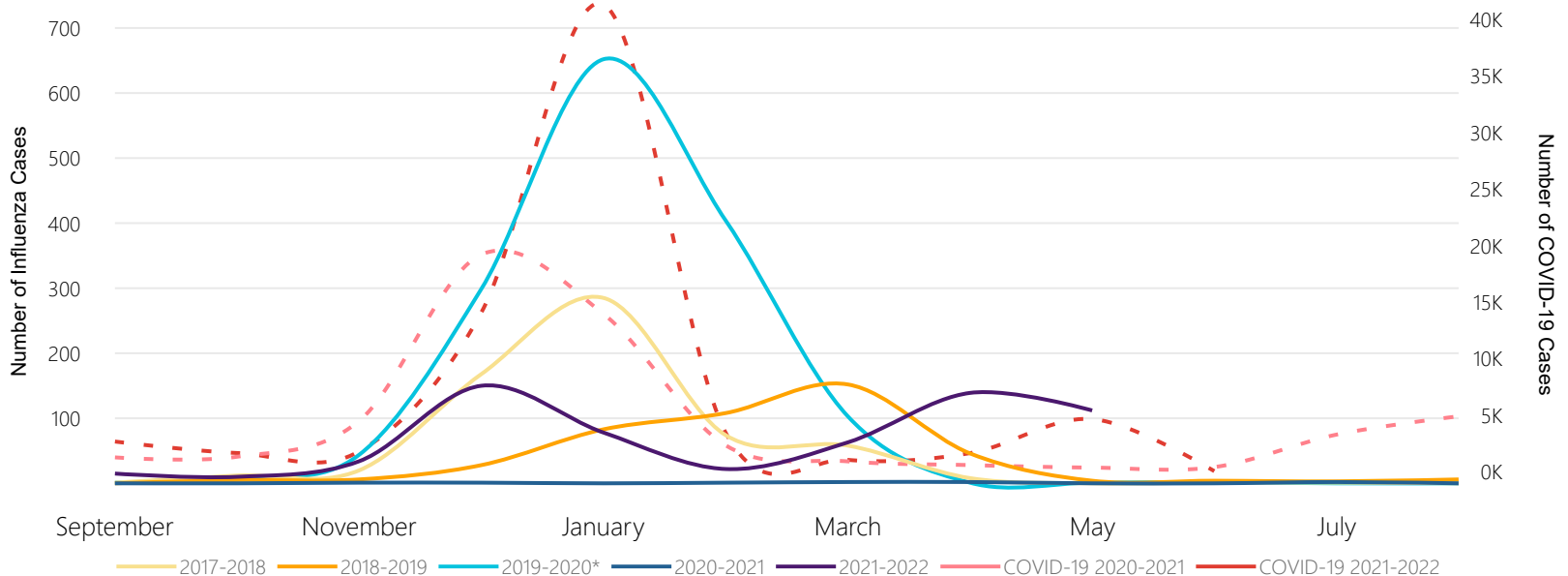
Cases by Race/Ethnicity



**Race/Ethnicity**

- Asian
- Black or African American
- Hispanic or Latino
- Native Hawaiian or Other Pacific Islander
- Other
- White

Influenza and COVID-19 Trend by Season, 2017-2022



\*Values are not below 0

1. Influenza and Other Respiratory Viruses Weekly Report. California Influenza Surveillance Program, CDPH, Week 21.
2. Weekly U.S. Influenza Surveillance Report, CDC. <https://www.cdc.gov/flu/weekly/index.htm>
3. Total case counts are based on those reported to public health, the true number of influenza cases are under-reported.
4. Outbreaks are defined as at least one case of laboratory confirmed influenza and at least two residents with onset of influenza-like-illness (ILI) within 72 hours.
5. Number of deaths is based on influenza-coded deaths from death certificates. They are not necessarily laboratory-confirmed and may be an underestimate of all influenza-associated deaths.