

**2019-2020 HIGHLIGHTS**

Influenza activity is now widespread in California with elevated activity in Long Beach compared to previous years. During week 49 (12/1-12/7), 17.9% of specimens in CA<sup>1</sup> and 8.9% of specimens in LA<sup>2</sup> tested for influenza tested positive. Influenza B/Victoria viruses are the predominant strain so far this season,<sup>3</sup> which is unusual for this time of year. More detailed Long Beach specific data will be reported as the season progresses. It's not too late to get vaccinated. Everyone 6 months and older needs a flu shot.

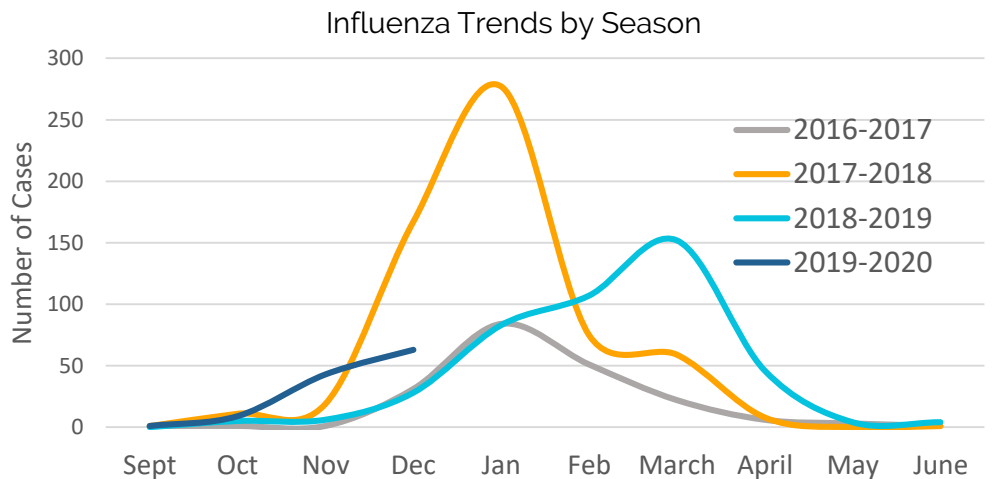
On October 1, 2019, laboratories were mandated to report all cases of influenza for the first time. This may lead to an increase in the number of cases reported this season compared to past seasons.

**LONG BEACH SEASON SUMMARY**

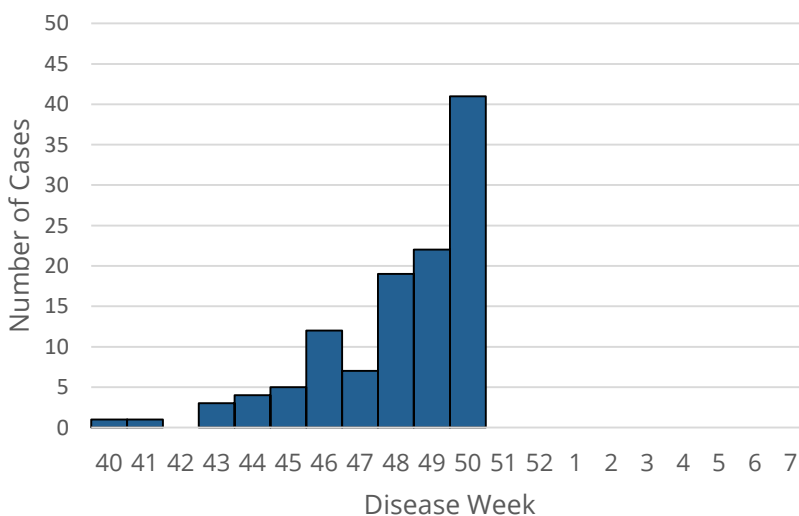
Total Cases<sup>4</sup>  
**116**

Deaths<sup>5</sup>  
**0**

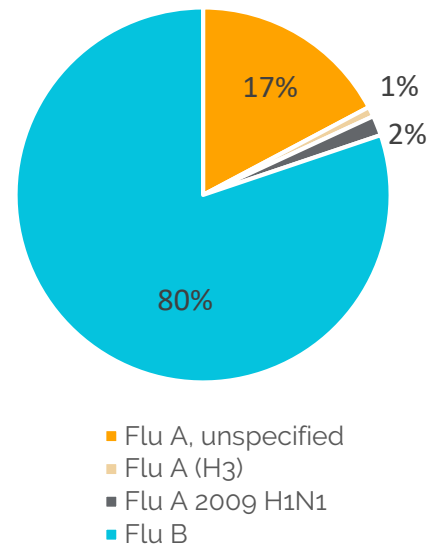
Outbreaks  
**0**



**Influenza Laboratory Detection by Week 2019-2020**



**Virus Characteristics 2019-2020**



1. Influenza and Other Respiratory Viruses Weekly Report. California Influenza Surveillance Program, CDPH, Week 48.
2. Influenza Watch, Week 48. Los Angeles County Department of Public Health. Updated December 6, 2019.
3. Weekly U.S. Influenza Surveillance Report, CDC. <https://www.cdc.gov/flu/weekly/index.htm>
4. Total case counts are based on those reported to public health, the true number of influenza cases may be under-reported. Due to lag in reporting, number of cases may change in the following weeks.
5. Number of deaths is based on influenza-coded deaths from death certificates. They are not necessarily laboratory-confirmed and may be an underestimate of all influenza-associated deaths.