

# Long Beach 2040

PlaceTypes and Height Standards  
Approved by Resolution 19-0189  
December 3, 2019

## PlaceTypes


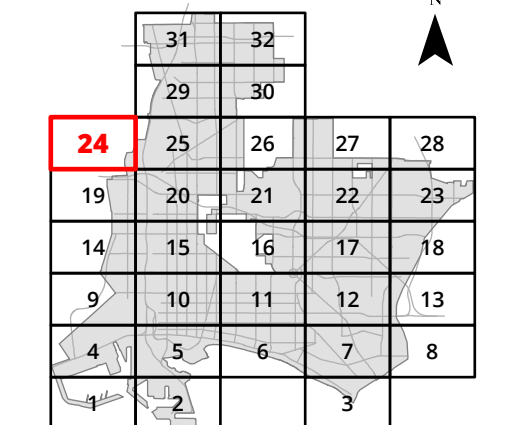
- CC, Community Commercial
- DT, Downtown
- FCN, Founding and Contemporary Neighborhood
- I, Industrial
- MFR-L, Multiple Family Residential Low Density
- MFR-M, Multiple Family Residential Moderate Density
- NI, Neo Industrial
- NSC-L, Neighborhood Serving Center or Corridor Low Density
- NSC-M, Neighborhood Serving Center or Corridor Moderate Density
- OS, Open Space
- RSF, Regional Serving Facility
- TOD-L, Transit-Oriented Development Low Density
- TOD-M, Transit-Oriented Development Moderate Density
- WF, Waterfront

## Height Standards


- Height (FT - feet and/or ST - stories. If not indicated, standard is 2 stories.)

## Other City Layers

- Specific Plan and/or Downtown Plan Boundaries (shown for informational purposes only)
- Parcel
- Long Beach City Boundary



Map Page 24



See Map Page 25

Map Page 24

See Map Page 19